

## GLASS

### The Heart of Your Projects!

The following pages list hundreds of glass colors that are available for your selection. Often the hardest part of stained glass is the selection of colors! Follow the suggestions below for best results when selecting your glass.

### GLASS TYPES

**CATHEDRAL GLASS** is glass that is transparent, or nearly so. The glass may be textured to give it more sparkle or to make it more obscure.

**OPALESCENT GLASS** is very popular for lampshade work, as opalescent glass is more opaque and light diffusing. Opalescent glass is a mix of a ladle of opal with ladles of cathedral glass. The end result is a swirling of color across an opal background. The ratio of opal to cathedral will determine the opacity. More opal gives a "dense" opal, less gives a "wispy" opal. Solid opals are single color opalescents, in high demand for mosaic work.

**VARIEGATED or STREAKY GLASS** has two or more colors mixed together, often on a clear base. Variegated glass combines the swirls of color found in opalescent glass with the transparency of cathedral glass. Popular for backgrounds and borders.

### IMPORTANT NOTES ABOUT GLASS

#### AVAILABILITY

All colors listed are available  
accept substitutions.

et demand. Always indicate if you will

#### COLOR VARIATIONS

Variations in color may occur as glass is produced in batches which can differ significantly. Along the same line, it is common for one end of a sheet of glass to appear different from the other end. Multi-color opals and streakies may show great variation within each sheet.

Like purchasing yarn for knitting, it is important to purchase all of your glass from the same "lot". If you run short before the project is completed, it may be very difficult to match the exact shade of glass that you started with!

#### TRY TO MAKE SURE THAT YOU ORDER ENOUGH OF THE GLASS YOU NEED! AN EXACT MATCH MAY NOT BE POSSIBLE LATER.

For colors for which an exact match is needed, please provide a sample for matching. This is especially important when matching antique glass, mixed opals or "touchy" colors like reds, purples or peach shades.

#### SHEET SIZES AND GRAIN

The glass sheet sizes specified in this catalog are nominal. Care is taken  
straight, the corners square, or grain all following the same edge.

If you have specific needs regarding sheet sizes or grain direction, please make them known when your order is placed.

#### FACTORY CATALOG NUMBERS

The Catalog Numbers shown for glass colors are Factory Numbers where ever possible. If a modified number is used, the actual Factory Number is shown in brackets [ ] in the color description.

## WISSMACH GLASS


### Easy Cutting and a Broad Selection

**WISSMACH GLASS** has been making the widest variety of colored glass in the US since 1904. Their opalescent glass is in demand by lamp makers for their balanced color mixes and uniformity.

The glass surface is smooth and scores easily, making Wissmach about the easiest cutting glass on the market.


#### VICTORIAN MOTTLES

Wissmach has perfected a method for bringing out soft mottled opalescent densities in their new line of Victorian Mottles. This mottled effect, when combined with color combinations that were popular earlier this century, makes this the perfect glass for restoration and reproduction work.




**W 1 VM**

warm yellow & amber  
on white  
code VG




**W 7 VM**

pink on white opal  
code VJ




**W 27 VM**

orange on white opal  
code VG




**W 51 VM**

white opal with bits  
of clear  
code VAA



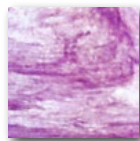
**W 58 VM**

medium amber on  
white opal  
code VAA



**W 61 VM**

dk green/dk brown  
on white  
code VB




**W 67 VM**

dk purple on white  
opal  
code VB




**W 85 VM**

sky blue, lt wine on  
white  
code VB




**W 87 VM**

sky blue on white opal  
code VB




**W 94 VM**

medium wine/amber  
on white  
code VB




**W 101 VM**

dk green on white opal  
code VB




**W 112 VM**

dk green, med amber  
on white  
code VB




**W 118 VM**

dk blue on white opal  
code VB




**W 140 VM**


medium wine (mauve)  
on white  
code VB




**W 163 VM**  
mint green, med wine  
and white  
code VB




**W 191 VM**  
medium green on  
white opal  
code VB




**W 197 VM**  
dk green/dk blue on  
white  
code VB




**W 238 VM**  
dk blue/med wine on  
white  
code VD




**W 257 VM**  
sky blue/wine/lt  
amber/white  
code VD



**W 325 VM**  
pale amber on white  
opal  
code VAA



**W 441 VM**  
dk blue/dk purple/  
green/white  
code VD




**W 831 VM**  
ruby red mottled on  
orange  
code VH

**WISSMACH MYSTIC**

Wissmach's new Mystic line is a collection of 43 new cathedrals, streaky cathedrals and translucent wispy opals all with a traditional catspaw-type texture. Rich coloration, subtle texturing and a reasonable price will make this new line a sure hit and great choice for any project.




**W 701 LL**  
med purple with light  
purple streaks  
code BY




**W 702 LL**  
med green with  
streaks of dk blue  
code BY

**MYSTIC STREAKY CATHEDRALS****MYSTIC WISPY OPALS**

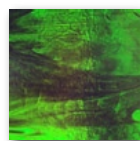
**W 701 W**  
med purple, light  
purple with white  
code BWY




**W 702 W**  
med green, dk blue  
with white  
code BWY




**W 703 LL**  
deep blue with streaks  
of purple  
code BY




**W 704 LL**  
med green with  
streaks of brown  
code BY




**W 705 LL**  
violet with streaks of  
amber  
code BY




**W 706 LL**  
brown with streaks of  
light amber  
code BY




**W 703 W**  
deep blue, purple with  
white  
code BWY



**W 704 W**  
med green, brown with  
white  
code BWY



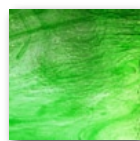
**W 705 W**  
violet, amber with  
white  
code BWY




**W 706 W**  
brown, amber with  
white  
code BWY




**W 707 LL**  
light blue with streaks  
of dark blue  
code BY



**W 708 LL**  
light green with dark  
green streaks  
code BY




**W 709 LL**  
green with streaks of  
amber  
code BY




**W 710 LL**  
burgandy on clear &  
light blue  
code HY




**W 707 W**  
light blue, dark blue  
with white  
code BWY




**W 708 W**  
light green, dark green  
with white  
code BWY




**W 709 W**  
green, amber with  
white  
code BWY




**W 710 W**  
burgandy, clear, light  
blue with white  
code HWY

**MYSTIC CATHEDRALS**


**W 0001 MY**  
palest amber  
code DY




**W 0002 MY**  
pale amber  
code DY




**W 01 MY**  
crystal clear  
code DY




**W 25 MY**  
med turq blue  
code DY




**W 34 MY**  
lt amber  
code DY




**W 40CX MY**  
lt olive green  
code DY



**W 49 MY**  
med amber  
code DY



**W 118 MY**  
pale steel blue  
code DY




**W 158 MY**  
lt aqua blue  
code DY




**W 195 MY**  
pale greenish amber  
code DY




**W 218 MY**  
pale lilac  
code DY




**W 220 MY**  
deep cobalt blue  
code DBY




**W 241 MY**  
dark wine  
code DY




**W 286 MY**  
lt grass green  
code DY




**W 287 MY**  
sage green  
code DY




**W 309 MY**  
pale grass green  
code DY




**W 311 MY**  
med violet [311-V]  
code DY




**W 322 MY**  
pale green tint  
code DY



**W 341 MY**  
med blue  
code DBY



**W 343 MY**  
kelly green  
code DY



**W 378 MY**  
midnight blue  
code DBY



**W 555 MY**  
lt gray  
code GY



**W 568 MY**  
pink champagne  
code GY

**SMOOTH CATHEDRALS**  
Smooth, or "Double Rolled" cathedrals have a lightly sanded finish. Just enough texture to give it some sparkle!




**W 0001 DR**  
palest straw tint  
code A



**W 01 DR**  
clear  
code A




**W 18 DR**  
bright ruby red  
code H




**W 25 DR**  
medium turquoise blue  
code A




**W 31 DR**  
bright yellow  
code H




**W 40 CX DR**  
light olive green  
code A



**W 46 DR**  
medium light amber  
code A



**W 134 DR**  
medium amethyst  
code A



**W 158 DR**  
light aqua blue  
code A



**W 218 DR**  
light lilac violet  
code A



**W 220 DR**  
dark cobalt blue  
code B




**W 241 DR**  
dark wine  
code A




**W 243 DR**  
royal blue  
code B



**W 286 DR**  
medium grass green  
code A




**W 309 DR**  
pale grass green  
code A



**W 310 DR**  
medium dark amber  
code A



**W 311 DR**  
med blue violet [311-VDR]  
code A



**W 329 DR**  
deep, dark cobalt blue  
code B



**W 342 DR**  
bright medium blue  
code B




**W 343 DR**  
kelly green  
code A



**W 378 DR**  
midnight blue (deep navy)  
code B



**W 1118 DR**  
cobalt blue  
code B




**W 1146 DR**  
bright avocado green  
code A

**CORELLA CLASSIC CATHEDRALS**  
Corella Classic is a very lightly hammered texture with broad appeal.




**W 0001 CC**  
palest straw (amber) tint  
code C




**W 0002 CC**  
pale amber  
code C



**W 01 CC**  
clear  
code C




**W X-6 CC**  
cranberry pink  
code MP




**W 18 CC**  
ruby red  
code H




**W 31 CC**  
bright yellow  
code H



**W 34 CC**  
pale amber  
code C




**W 48 CC**  
medium amber  
code C




**W 65 CC**  
light teal green  
code C




**W 78 CC**  
pale green [78-XXXX]  
code C




**W 118 CC**  
pale steel blue [X118]  
code C




**W 134 CC**  
med dark wine  
code C




**W 135 CC**  
med wine  
code C




**W 189 CC**  
lt steel blue  
code C




**W 190 CC**  
deep aqua blue  
code C




**W 218 CC**  
pale violet tint  
code C




**W 241 CC**  
deep wine  
code C




**W 243 CC**  
royal blue  
code C




**W 276 CC**  
pale bronze flesh tone  
code G



**W 312 CC**  
dark amber brown [311-A]  
code C




**W 318 CC**  
med olive green  
code C



**W 319 CC**  
dark yellow green  
code C




**W 320 CC**  
deep emerald green  
code C




**W 341 CC**  
medium blue  
code C




**W 343 CC**  
kelly green  
code C



**W 364 CC**  
medium teal blue  
code C




**W 418 CC**  
pale amethyst tint [XX418]  
code C



**W 555 CC**  
lt gray  
code G



**W 568 CC**  
pink champagne  
code G




**W 1118 CC**  
cobalt blue  
code C



**ENGLISH MUFFLE CATHEDRALS**


Wissmach has worked hard to reproduce this lovely Victorian texture.

**W 4134 EM**


Spring Lavender, md wine [134]  
code MA

**W 4218 EM**

Light Lilac, pale violet [218]  
code MA

**W 4568 EM**


Pink Champagne [568]  
code MG

**W 4901 EM**


Crystal Clear [01]  
code MAA

**W 4902 EM**


Dusky Rose, a rosy brown [50]  
code MG

**W 4903 EM**


Cornwall Green, pale tint [322]  
code MA

**W 4904 EM**


Windsor Blue, aqua tint [235]  
code MA

**W 4905 EM**


Scottish Heather, light amethyst [XX-418]  
code MA

**W 4906 EM**


Flaxen Tint, pale amber-green [195]  
code MA

**W 4907 EM**


Sage Green, medium olive [287]  
code MA

**W 4908 EM**

Aqua Mist, light turquoise [65]  
code MA

**W 4909 EM**


Princess Blue, pale steel blue tint [X118]  
code MA

**W 4910 EM**


Apricot Beige, pale bronze [276]  
code MG

**W 4911 EM**


London Fog, pale gray [555]  
code MG

**W 4912 EM**

Manchester Red, brick red [16]  
code MCR

**W 4913 EM**


Cranberry Pink [X6]  
code MP

**W 4914 EM**


Sussex Green, medium army green [318]  
code MA

**W 4915 EM**


Salem Green, pale olive [161]  
code MA

**W 4916 EM**


Noble Brass, med amber [47]  
code MA

**W 4917 EM**


Regency Gold, pale amber [34]  
code MA

**W 4921 EM**


Rose Red, red with clear streaks [X16]  
code MCR

**W 4922 EM**


Midnight Blue, dark slatey gray-blue [378]  
code MB

**W 4923 EM**


bright selenium red [18]  
code MH

**W 4924 EM**


dark wine [241]  
code MA

**W 4925 EM**


Emerald Isle green [343]  
code MA

**W 4926 EM**

deep cobalt blue [220]  
code MB

**W 4927 EM**

medium dark amber [310]  
code MA

**W 4928 EM**


palest amber tint [0001]  
code MA

**W 4929 EM**


North Sea Blues - deep aqua blue [190]  
code MB

**W 4930 EM**

Castle Wall - lt olive [40 CX]  
code MA

**W 4931 EM**

Bristol Blue - bright medium blue [342]  
code MB

**W 4932 EM**

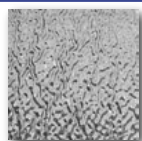
Spring Grass Green - avocado green [1146]  
code MA

**RIPPLE CATHEDRALS**


Wissmach's ripple is uniform in texture and thickness. Cuts so easy you won't believe it's ripple!

**W 0001 R**


palest straw (amber) tint  
code A

**W 01 R**

clear  
code A

**W 01 Ri**

clear IRIDIZED  
code AI

**W 18 R**


bright ruby red  
code H

**W 34 R**

pale amber  
code A

**W 49 R**

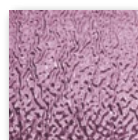
medium amber  
code A

**W 65 R**


light teal green  
code A

**W 300 R**

light aqua blue  
code A

**W 418 R**

pale amethyst [XX-418-R]  
code A

**W 1118 R**

deep cobalt  
code B




### MOSS CATHEDRALS


This is a small, crinkled texture. The non-directional texture makes it easy to use. Bright and sparkly in sunlight.



**W 0001 M**  
palest straw (amber)  
tint  
code A




**W 01 M**  
clear moss texture  
code A



**W 18 M**  
bright ruby red  
code H

### GRANITE CATHEDRALS

A very small, tight ripple. Available in selected cathedral, streaky and opalescent colors. The fine texture works well to disperse light.



**W 01 G**  
clear granite texture  
code A



**W 18 G**  
bright ruby red  
code H



**W 34 M**  
pale amber  
code A



**W 189 M**  
lt steel blue  
code A



**W 341 M**  
medium blue  
code B



**W 343 M**  
kelly green  
code A



**W 418 M**  
pale amethyst  
[XX-418-M]  
code A



**W 49 G**  
medium amber  
code A




**W 341 G**  
medium true blue  
code B




**W 343 G**  
kelly green  
code A

### RESTORATION RIPPLE


This is a recreation of an old fashioned ripple. The Wissmach factory calls this texture "Stream-X".



**W 01 RR**  
clear [SX 01]  
code C




**W 0002 RR**  
palest amber tint  
[SX 0002]  
code C



**W 118 RR**  
pale blue tint  
[SX X-118]  
code C




**W 322 RR**  
pale green tint  
[SX 322]  
code C




**W 418 RR**  
pale amethyst  
[SX XX-418]  
code C

### HAMMERED CATHEDRALS


This is a bright and polished hammered texture. Brighter than Kokomo's hammered, more rounded than Spectrum's.




**W 01 H**  
clear  
code A




**W 18 H**  
bright ruby red  
code H




**W 45 H**  
light amber  
code A



**W 310 H**  
medium dark amber  
code A



**W 341 H**  
medium true blue  
code B



**W 343 H**  
kelly green  
code A

### SEEDY CATHEDRALS

This is also known as "seedy marine antique". Lots of tiny, round bubbles.



**W 0001 S**  
palest straw (amber)  
tint  
code A



**W 01 S**  
clear  
code AAC



**W 18 S**  
bright ruby red  
code H



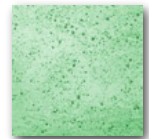
**W 34 S**  
pale amber  
code A



**W 40 CXS**  
light olive green  
code A



**W 49 S**  
medium amber  
code A



**W 78 S**  
pale green  
[78-XXXXS]  
code A




**W 118 S**  
pale steel blue  
[X118 S]  
code A




**W 189 S**  
light steel blue  
code A



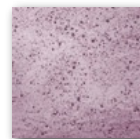
**W 299 S**  
palest green  
(coke bottle)  
code A



**W 300 S**  
pale aqua blue  
code A



**W 343 S**  
kelly green  
code A




**W 418 S**  
pale amethyst  
[XX-418-S]  
code A




**AQUALITE CATHEDRALS**


Similar to Spectrum's Waterglass, but with a more matte finish on the back.




**W 18 AQ**  
ruby red  
code H




**W 158 AQ**  
aqua blue  
code A




**W 189 AQ**  
light steel blue  
code A




**W 190 AQ**  
deep aqua blue  
code B




**W 300 AQ**  
light aqua blue  
code A




**W 338 AQ**  
light copper blue  
code A



**W 341 AQ**  
medium blue  
code B



**W 343 AQ**  
kelly green  
code A




**W 1118 AQ**  
dark cobalt blue  
code B

**FLEMISH CATHEDRALS**

This is a large, irregular rolling texture. Often used in panel lamps, as it adds more interest than a smaller texture would.



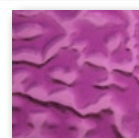
**W 01 F**  
clear  
code A




**W 18 F**  
bright ruby red  
code H




**W 49 F**  
medium amber  
code A



**W 135 F**  
medium amethyst  
[134 F]  
code A



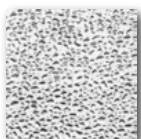
**W 341 F**  
medium blue  
code B




**W 343 F**  
kelly green  
code A

**DEW DROP CATHEDRALS**

A very bright, angular crystalline effect.




**W 01 DW**  
clear dew drop  
code A



**W 18 DW**  
ruby red  
code H





**W 47 DW**  
medium amber  
code A



**W 343 DW**  
kelly green  
code A

**MATRIX CATHEDRAL**


Larger and more coarse moss texture.



**W 01 MX**  
clear Matrix  
code A

**FLORENTINE CATHEDRAL**

The bright, star shaped texture is very obscure. Its widespread use as privacy glass gives its nickname "bathroom glass". Similar to the Florex texture in the plate glass world.



**W 01 FLR**  
clear florentine  
code A

**FIGURE C CATHEDRAL**


Figure C was very popular in the 60's and 70's. A bright and very obscuring texture.




**W 01 FC**  
clear figure C  
code A

**SOLID OPALS**

Single color opals. Dense with smooth texture, and little or no streak. Used most often in pieces seen in reflected light, such as mosaics. Also called "cast opals" as the molten glass is cast directly on the roller.




**W 51 DD**  
dense white (pot white  
opal)  
code D



**W 51 LL**  
translucent white opal  
(skim milk)  
code D



**W BLACK**  
absolutely opaque  
black  
code A




**W BLACK i**  
opaque black,  
iridized  
code AI




**STREAKY CATHEDRALS**


Bright, transparent colors streaked together (usually on clear). "DR" suffix is **smooth**, "G" suffix is **granite**, "R" suffix is **ripple**. Colors are listed in order of predominance in mix.



**W 7 DR**  
clear with pink streak  
[7LL]  
code J




**W 11 DR**  
reddish orange with  
amber [11]  
code G



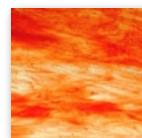
**W 11 G**  
red orange/amber,  
granite  
code G




**W 14 LL DR**  
clear with yellow &  
pink streaks  
code J




**W 25 LL DR**  
clear with red & lime  
green streaks  
code G




**W 27 LL DR**  
clear with orange  
streaks  
code G



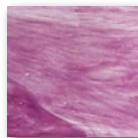
**W 42 LL DR**  
lt amber with  
burgandy red streaks  
code G




**W 55 LL DR**  
clear with avocado  
green & amber streaks  
code B




**W 59 LL DR**  
clear with deep green  
& brown streaks  
code B



**W 67 DR**  
med wine on clear  
[67LL]  
code B




**W 67 G**  
med wine on clear,  
granite [67 LGX]  
code B



**W 87 DR**  
clear with sky blue  
[87LL]  
code B




**W 87 LL R**  
clear with sky blue,  
ripple  
code B




**W 97 DR**  
dk cobalt blue w/  
purple [97]  
code B




**W 101 DR**  
emerald green on  
clear [101LL]  
code B



**W 118 DR**  
cobalt blue on clear  
[118LL]  
code B




**W 145 LL DR**  
clear with dark amber  
streaks  
code B




**W 197 DR**  
med blue/green/clear  
[197NLL]  
code B




**W 197 G**  
med blue/green/clear,  
granite [197NLLG]  
code B




**W 199 DR**  
dark brown on med  
amber [199]  
code B




**W 199 G**  
dk brown/amber,  
granite  
code B




**W 199 LL R**  
dk brown/amber,  
ripple  
code B




**W 223 LL G**  
pale amber with dark  
brown streaks, granite  
code B



**W 238 DR**  
blue/wine/amber/grn  
[238NLL]  
code D



**W 238 G**  
blue/wine/amber/grn  
granite [238 NLLG]  
code D




**W 243 LL DR**  
dark blue & dark  
green streaky  
code B




**W 245 DR**  
medium green with  
amber [245]  
code B



**W 245 G**  
med green/amber,  
granite  
code B




**W 257 DR**  
clear, lt sky bl, lt wine,  
lt amber [257 LL]  
code D



**W 264 LL R**  
clear with med purple,  
yel grn, sky bl, ripple  
code D

**OPALESCENT COLORS**


These colors are mixed with white opal. The "D" suffix is a **DENSE** opal, "L's" are **LIGHTER** density. All work well in lamp and window work.




**W 1 D**  
warm yellow/amber/  
white  
code G




**W 2 D**  
bright yellow/white,  
dense  
code G




**W 7 D**  
pink/white, dense  
code J




**W 14 L**  
yellow/pink/white  
translucent  
code J




**W 25 D**  
red/lime green/white  
dense  
code G




**W 27 D**  
orange/yellow/white  
opal  
code G



**W 29 D**  
reddish orange, with  
white opal  
code H




**W 35 L**  
sky bl, lt grn, yllw, pink  
and white multicolor  
code J




**W 36 D**  
flamingo pink on  
dense white  
code H




**W 51 D**  
fiery white opal  
[51DDXXM]  
code AA



**W 51 Di**  
fiery white, irid  
[51DDXXMi]  
code AZ































**W 55 D**  
avocado green/amber/  
white  
code B



**W 57 D**  
lime green/white,  
dense  
code B



**W 58 D**  
white/medium amber  
(bone)  
code AA

**W 71 D**dk green, dk brown  
& white  
code B**W 78 L**spring green/amber/  
white translucent  
code B**W 87 D**sky blue/white, dense  
code B**W 94 D**med purple, med  
amber, white  
code B**W 100 SPL**dk green with a bit  
of white  
code B**W 101 D**dark green/white,  
dense  
code B**W 112 L**dk green/med amber/  
white  
code B**W 118 D**cobalt blue/white,  
dense  
code B**W 140 D**med amethyst/white,  
dense  
code B**W 145 D**med amb/wht (honey)  
translucent [145 SPL]  
code B**W 145 DD**medium amber on  
white [145 D]  
code B**W 166 L**sky blue/lt amber/  
white, translucent  
code B**W 197 D**dk blue/dk green/wht,  
dense  
code B**W 218 D**lt lilac/white, dense  
[2180 D]  
code B**W 238N L**dk bl/dk wine/yel grn/  
white translucent  
code D**W 250 D**white opal with  
turquoise  
code B**W 257 D**sky blue/lt wine/  
amber/white  
code D**W 264 D**med yellow grn/sky bl/  
lt wine/white, dense  
code D**W 315 L**palest amber on white  
code B**W 317 L**medium amber on  
white  
code B**W 325 D**white/pale amber  
(pale bone)  
code AA**W 437 D**cobalt blue/wine/  
white/amber  
code D**W 441 L**dk bl/kelly grn/dk  
wine/white translucent  
code D**W 502 D**brownish gray & white  
code B**W 562 D**white opal & midnight  
blue  
code B**W 563 L**denim blue & white  
streak  
code B**W 565 D**stone gray/white,  
dense  
code E**W 569 L**medium peach with  
white  
code E**W 600 D**pale gray/white, dense  
code E**GRANITE OPALS**The addition of  
the granite texture  
helps break the  
light up as it passes  
through.**W 51 DG**fiery white dense opal  
[51 DDXXMG]  
code A**W 51 WG**wispy white [W0  
051 G]  
code B**W 58 DG**white/medium amber  
code A**W 145 DG**med amb/wht (honey)  
granite [145 SP G]  
code B



**WISPY OPALESCENT COLORS**


Wissmach uses less white opal and adds a ladle of crystal clear to give a light, airy feeling to their wispy opals. Selected colors available iridized (-i suffix)




**W 2 W**  
brt yellow/white/clear  
[WO 2]  
code GW




**W 7 W**  
pink, white & clear  
[WO 7]  
code JW




**W 7 Wi**  
pink/white/clear  
iridized [WO 7 i]  
code JX




**W 27 W**  
rust orange/white/  
clear [WO 27]  
code GW




**W 29 LW**  
red, white & clear  
[WO 29]  
code HW




**W 35 W**  
sky bl, lt grn, yllw, pnk,  
wht & clr [WO 35]  
code JW




**W 36 W**  
flamingo pink, wht, clr  
[WO 36]  
code HW




**W 51 W**  
white and clear wispy  
[WO 051]  
code AW




**W 51 Wi**  
wispy white, iridized  
[WO 051 i]  
code AX




**W 58 W**  
med amb/white/clear  
(wispy bone) [WO 58]  
code AW




**W 58 Wi**  
wispy bone, iridized  
[WO 58 i]  
code AX




**W 67 W**  
dk wine/white & clear  
[WO 67]  
code BW




**W 69 W**  
lt teal green wispy  
[WO 69]  
code BW



**W 85 W**  
sky bl/med wine with  
white & clear [WO 85]  
code BW




**W 85 Wi**  
sky blue/wine wispy  
iridized [WO 85 i]  
code BX




**W 87 W**  
sky blue/white & clear  
[WO 87]  
code BW




**W 101 W**  
dk green/white/clear  
[WO 101]  
code BW




**W 118 W**  
cobalt blue/wht/clear  
[WO 118]  
code BW




**W 163 W**  
spring grn/med wine/  
white/clear [WO 163]  
code BW




**W 191 W**  
mint green/white/clear  
[WO191]  
code BW




**W 197 W**  
dark bl/med grn with  
wht & clear [WO 197]  
code BW




**W 218 W**  
lilac, white & clear  
[WO 2180]  
code BW



**W 250 W**  
turquoise grn with wht  
& clear [WO 250]  
code BW



**W 251 W**  
turquoise grn with wht,  
purp & clr [WO 251]  
code BW



**W 563 W**  
denim blue/white/clr  
[WO 563]  
code BW



**W 613 W**  
med colonial blue on  
wht & clear [WO 613]  
code EW



**WISSMACH STANDARD SHEET SIZES:**

<input checked="" type="checkbox"/>	Small	8 x 10½"	0.58 sq ft
<input checked="" type="checkbox"/>	Medium	16 x 10½"	1.17 sq ft
<input checked="" type="checkbox"/>	Large	16 x 21"	2.33 sq ft
<input checked="" type="checkbox"/>	Stock Sheets	32 x 42"	9.33 sq ft

*except*

**VICTORIAN MOTTLE SHEET SIZES:**

<input checked="" type="checkbox"/>	Small	not available	
<input checked="" type="checkbox"/>	Medium	14 x 8½"	0.83 sq ft
<input checked="" type="checkbox"/>	Large	14 x 17"	1.66 sq ft
<input checked="" type="checkbox"/>	Stock Sheets	28 x 34"	6.62 sq ft

**NOTE FOR CODE MP COLORS:**

Cranberry Pink is sold by the pound. 8x10½" sheets weigh roughly 1 pound. Stock sheets are about 17 x 20" (4.0 lbs).

## WISSMACH 90™

## COE 90 Compatible Glass for Fusing

WISSMACH GLASS CO., has perfected their COE 90 Compatible line. Working with the glass expert Boyce Lundstrom, one of the originators of COE 90 art glass, and after extensive testing by artists around the country, Wissmach's entry into fusible glass is now widely accepted.

WISSMACH 90  
CATHEDRAL  
COLORS


**WF 90-01-2 F**  
clear, 2mm  
code BF




**WF 90-01-3 F**  
clear, 3mm  
code AF




**WF 90-01-5 F**  
clear, 5mm  
code A5

STANDARD  
THICKNESS  
1/8" (3mm)


**WF 90-04-3 F**  
blue tint cathedral,  
3mm  
code BF




**WF 90-05-3 F**  
green tint cathedral,  
3mm  
code BF



**WF 90-07-3 F**  
gray tint cathedral,  
3mm  
code BF




**WF 90-08-3 F**  
amber tint cathedral,  
3mm  
code BF




**WF 90-09-3 F**  
violet tint cathedral,  
3mm  
code BF




**WF 90-10-3 F**  
bright reddish-orange  
cathedral, 3mm  
code HF

STANDARD  
THICKNESS  
1/8" (3mm)


**WF 90-11-3 F**  
med green cathedral,  
3mm  
code BF




**WF 90-12-3 F**  
med true blue  
cathedral, 3mm  
code BF



**WF 90-17-3 F**  
yellow cathedral, 3mm  
code HF

WISSMACH 90  
OPAL COLORS

**WF 90-02-3 F**  
black opal, 3mm  
code BF  
*also available*



**WF 90-03-3 F**  
white opal, 3mm  
code BF  
*also available*



**WF 90-14-3 F**  
reddish orange opal,  
3mm  
code HF



**WF 90-15-3 F**  
bright yellow opal,  
3mm  
code HF

STANDARD  
THICKNESS  
1/8" (3mm)THIN ROLLED  
1/16" (~1.8mm)

**WF 90-02-2 F**  
black opal, 2mm  
code BF



**WF 90-03-2 F**  
white opal, 2mm  
code BF

## WISSMACH FUSIBLE SHEET SIZES:

<input checked="" type="checkbox"/> Small	8 x 10½"	0.58 sq ft
<input checked="" type="checkbox"/> Medium	16 x 10½"	1.17 sq ft
<input checked="" type="checkbox"/> Large	16 x 21"	2.33 sq ft
<input checked="" type="checkbox"/> Stock Sheets*	21 x 32"	4.67 sq ft

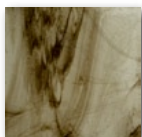
\* NOTE: Larger Stock Sheets may be available.





**WISSMACH 90  
PRISMA GLASS**


Streaky Cathedrals  
- transparent  
cathedrals usually  
mixed with clear.



**WF 90-18-3 F**

black streaked on clear

code BF



**WF 90-19-3 F**

red streaked on clear

code HF



**WF 90-24-3 F**

lt blue streaked on  
clear

code BF




**WF 90-25-3 F**

lt green streaked on  
clear

code BF

**WISSMACH 90  
PRISMA GLASS**


Mixed Opals - 1 or  
2 colors mixed with  
white opal.



**WF 90-23-3 F**

clear streaked on white


code BF



**WF 90-26-3 F**

med gray on white  
opal


code BF



**WF 90-29-3 F**

med blue on white  
opal


code BF



**WF 90-32-3 F**

lt green w/streaks of  
white

code BF



**WF 90-33-3 F**

bright blue w/streaks  
of white

code BF



**WISSMACH FUSIBLE SHEET SIZES:**

<input checked="" type="checkbox"/>	Small	8 x 10½"	0.58 sq ft
<input checked="" type="checkbox"/>	Medium	16 x 10½"	1.17 sq ft
<input checked="" type="checkbox"/>	Large	16 x 21"	2.33 sq ft
<input checked="" type="checkbox"/>	Stock Sheets*	21 x 32"	4.67 sq ft

\* **NOTE:** Larger Stock Sheets may be available.


## WISSMACH FUSIBLE OPTIONS

**WISSMACH'S LUMINESCENT** coating is similar to regular iridized coatings -but not exactly.

- When fired Luminescent side down on a fiber board kiln shelf that has a dry powder kiln wash dusting (ie. the dry powder right from the kiln wash container), the luminescent effect is intensified
- When fired on a regular kiln shelf or on Papyros shelf paper, the coating will look intense - but not quite the same as fired above
- Fire with the coated side up and the coating will stay on deeper, darker colors if fired no higher than 1410°F. On lighter colors, the bulk of the effect will disappear, leaving a lovely sheen
- Fire with a cap of clear and you will loose the effect.



## WISSMACH 90 CATHEDRAL LUMINESCENT



**WF 90-01-LU3 F**  
clear, 3mm  
code AFL




**WF 90-12-LU3 F**  
med true blue  
cathedral, 3mm  
code BFL

## WISSMACH 90 CATHEDRAL TEXTURE




**WF 90-01-2 FLR F**  
clear florentine, 2mm  
code BF

## WISSMACH 90 OPAL LUMINESCENT




**WF 90-02-LU3 F**  
black opal, 3mm  
code BFL



**WF 90-03-LU3 F**  
white opal, 3mm  
code BFL




## WISSMACH 90 OPAL TEXTURE




**WF 90-02-2 FLR F**  
black opal florentine,  
2mm  
code BF


## WISSMACH 96 CATHEDRAL LUMINESCENT




**WF 96-01-LU3 F**  
clear, 3mm  
code AFL




**WF 96-11-LU3 F**  
honey, 3mm  
code BFL



**WF 96-13-LU3 F**  
deep sky blue, 3mm  
code BFL



**WF 96-16-LU3 F**  
sapphire blue, 3mm  
code BFL




**WF 96-17-LU3 F**  
garden green, 3mm  
code BFL

## WISSMACH 96 CATHEDRAL TEXTURE




**WF 96-01-2 FLR F**  
clear florentine, 2mm  
code BF


## WISSMACH 96 OPAL LUMINESCENT



**WF 96-02-LU3 F**  
black opal, 3mm  
code BFL




**WF 96-03-LU3 F**  
white opal, 3mm  
code BFL



**WF 96-06-LU3 F**  
pale green opal, 3mm  
code BFL



## WISSMACH 96 OPAL TEXTURE



**WF 96-02-2 FLR F**  
black opal florentine,  
2mm  
code BF



# WISSMACH 96™

## COE 96 Compatible Glass for Fusing

WISSMACH GLASS CO., has perfected their COE 96 Compatible line. Working with the glass expert Boyce Lundstrom, one of the originators of COE 96 art glass, and after extensive testing by artists around the country, Wissmach's entry into fusible glass is now widely accepted.



### WISSMACH 96 CATHEDRAL COLORS




**WF 96-01-2 F**  
clear, 2mm  
code BF




**WF 96-01-3 F**  
clear, 3mm  
code AF




**WF 96-01-5 F**  
clear, 5mm  
code AF5



**WF 96-11-3 F**  
honey, 3mm  
code BF



**WF 96-12-3 F**  
cinnamon, 3mm  
code BF




**WF 96-13-3 F**  
deep sky blue, 3mm  
code BF




**WF 96-15-3 F**  
cornflower blue, 3mm  
code BF




**WF 96-16-3 F**  
sapphire blue, 3mm  
code BF




**WF 96-17-3 F**  
garden green, 3mm  
code BF




**WF 96-18-3 F**  
emerald coast, 3mm  
code BF




**WF 96-19-3 F**  
peacock feather, 3mm  
code BF




**WF 96-20-3 F**  
midnight blue, 3mm  
code BF




**WF 96-43-3 F**  
sea blue, 3mm  
code BF




**WF 96-46-3 F**  
dark gray cathedral,  
3mm  
code BF




**WF 96-47-3 F**  
steel blue cathedral,  
3mm  
code BF



**WF 96-50-3 F**  
turquoise green  
cathedral, 3mm  
code BF




**WF 96-51-3 F**  
orange red cathedral,  
3mm  
code HF




**WF 96-52-3 F**  
red cathedral, 3mm  
code HF


### WISSMACH 96 OPAL COLORS




**WF 96-02-2 F**  
black opal, 2mm  
code BF




**WF 96-02-3 F**  
black opal, 3mm  
code BF




**WF 96-03-3 F**  
white opal, 3mm  
code BF




**WF 96-04-3 F**  
classic violet opal,  
3mm  
code BF



**WF 96-05-3 F**  
superior blue opal,  
3mm  
code BF




**WF 96-06-3 F**  
pale green opal, 3mm  
code BF




**WF 96-07-3 F**  
olive green opal, 3mm  
code BF



**WF 96-40-3 F**  
orange/red striker  
opal, 3mm  
code HF




**WF 96-41-3 F**  
dk red opal, 3mm  
code HF




**WF 96-42-3 F**  
solid orange opal,  
3mm  
code HF


### WISSMACH 96 REACTIVE OPALS




**WF 96-08-3 F**  
string of pearls opal,  
3mm  
code BF



**WF 96-09-3 F**  
oyster pearl opal, 3mm  
code BF



**WF 96-10-3 F**  
gold tone opal, 3mm  
code HF



**WF 96-14-3 F**  
reactive blue opal,  
3mm  
code BF




















Wissmach's "reactive" glass creates a fine line as a result of the metals in one glass react with the metals in another.



#### WISSMACH FUSIBLE SHEET SIZES:

<input checked="" type="checkbox"/> Small	8 x 10½"	0.58 sq ft
<input checked="" type="checkbox"/> Medium	16 x 10½"	1.17 sq ft
<input checked="" type="checkbox"/> Large	16 x 21"	2.33 sq ft
<input checked="" type="checkbox"/> Stock Sheets*	21 x 32"	4.67 sq ft

\* NOTE: Larger Stock Sheets may be available.

**WISSMACH 96  
PRISMA GLASS**  
Streaky Cathedrals  
- transparent  
cathedrals usually  
mixed with clear.**WF 96-22-3 F**  
clear with streaks of  
sky blue, 3mm  
code BF**WF 96-24-3 F**  
clear with streaks of  
superior blue, 3mm  
code BF**WF 96-25-3 F**  
clear with streaks of  
black, 3mm  
code BF**WF 96-30-3 F**  
clear with streaks of  
cobalt blue, 3mm  
code BF**WF 96-44-3 F**  
clear with streaks of  
sea blue, 3mm  
code BF**WF 96-45-3 F**  
sea blue streaked on  
clear, 3mm  
code BF**WISSMACH 96  
PRISMA GLASS**  
Mixed Opals - 1 or  
2 colors mixed with  
white opal.**WF 96-21-3 F**  
white opal and sky  
blue, 3mm  
code BF**WF 96-23-3 F**  
white opal and  
superior blue, 3mm  
code BF**WF 96-26-3 F**  
white opal and clear,  
3mm  
code BF**WF 96-27-3 F**  
reactive blue opal with  
clear, 3mm  
code BF**WF 96-28-3 F**  
white opal and dark  
blue, 3mm  
code BF**WF 96-29-3 F**  
dark blue and white  
opal, 3mm  
code BF**WF 96-31-3 F**  
classic violet opal and  
white opal, 3mm  
code BF**WF 96-32-3 F**  
olive green and white  
opal, 3mm  
code BF**WF 96-33-3 F**  
white opal and hunter  
green, 3mm  
code BF**WF 96-34-3 F**  
olive green and blue,  
3mm  
code BF**WF 96-35-3 F**  
blue and olive green,  
3mm  
code BF**WF 96-36-3 F**  
black and pearl opal,  
3mm  
code BF**WF 96-37-3 F**  
reactive blue opal with  
pearl opal, 3mm  
code BF**WF 96-38-3 F**  
reactive blue opal and  
black, 3mm  
code BF**WF 96-39-3 F**  
pearl opal with  
reactive blue, 3mm  
code BF**WF 96-48-3 F**  
steel blue streaked on  
white opal  
code BF**WF 96-49-3 F**  
steel blue w/wisps of  
white opal  
code BF**WISSMACH FUSIBLE SHEET SIZES:**

<input checked="" type="checkbox"/> Small	8 x 10½"	0.58 sq ft
<input checked="" type="checkbox"/> Medium	16 x 10½"	1.17 sq ft
<input checked="" type="checkbox"/> Large	16 x 21"	2.33 sq ft
<input checked="" type="checkbox"/> Stock Sheets*	21 x 32"	4.67 sq ft

\* NOTE: Larger Stock Sheets may be available.



# KOKOMO GLASS


## 116 Years of Glass Excellence

**KOKOMO OPALESCENT GLASS CO.** has been making great glass since 1888. Kokomo is the oldest maker of colored sheet glass in the USA, even producing glass for the Tiffany Studios. Since Kokomo has made glass for so long, much of your repair work will call for Kokomo. Looking for the traditional stained glass look? Well, you've found it at Kokomo!




### KOKOMO OPALS

All opals are Kokomo's popular medium density unless noted as "ML"-med light density :or: "MD"-medium heavy dense. Colors with a "G" in the suffix have the Granite texture. Colors are shown in order of predominance in mix.




**K 4 C**

dk blue w/white opal streak  
code C




**K 4 SPP**

dk bl, wht opal, pink & crystal clear [4 SPL P]  
code E




**K 11 KG**

white opal/lt amber, granite  
code A




**K 11 MD**

dense white/ med amber (bone)  
code A




**K 12**

med green/med blue/ white opal  
code C




**K 13**

avocado green/med amber/wht  
code B




**K 14**

dark blue/lt amber/ white  
code C




**K 14 SPL**

wedgwood blue/lt amber/white  
code C



**K 14 SPP**

wht opal, dk bl with pink transl [14 SPL P]  
code E




**K 23 SPL**

amber opal swirled with clear  
code A




**K 25**

turquoise opal/lt green cathed  
code A




**K 26**

dark purple on white opal  
code A




**K 28**

spring green/white/ light amber  
code B




**K 29**

solid opal purple/med grn & bits of lt amber  
code B




**K 37**

sky blue with white opal  
code A




**K 37 P**

sky blue and pink on white  
code E




**K 37 SPL**

sky blue with wispy white opal  
code A



**K 42**

blue gray with white opal  
code A




**K 48**

white opal with deep green  
code A




**K 52 ML**

pink on translucent white  
code E




**K 59**

dk green/brown/white  
code B




**K 61**

white opal with dk brown  
code A




**K 61 SPL**

dk brown and wispy white  
code A




**K 61 SPX**

dk brown/amber/white [61 SPLX]  
code B




**K 64**

dk blue, dk purple on white opal  
code C




**K 70**

lt green opal/blue opal/wine  
code B




**K 72**

olive green/lt purple/ white opal  
code B




**K 78**

mint green/lt purple/ white  
code B




**K 88 SPL**

tan opal with brown streak  
code A




**K 94 ML**

cobalt bl, dk purp, med grn on translucent wht  
code C




**K 98 N**

medium green on white  
code A




**K 101 X**

med green opal with streaks of caramel opal  
code A




**K 103**

purple opal with lime grn & royal bl streaks  
code C




**K 106 N**

ruby red, kelly grn on white opal  
code D




**K 111**

ruby red with grn & bl on wht opal  
code D



**K 112**

white with orange opal streaks  
code D




**K 113**

forest grn opal w/ med grn & dk bl streaks  
code B




**K 122 ML**

med green w/lt green opal  
code A




**K 123**

solid opal blue/dk blue streak  
code C



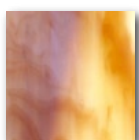
**K 140**

white opal with lt wine/lt amber  
code B




**K 142**

deep blue, med green, white  
code C




**K 145**

rich amber with white opal  
code A



**K 146 SPL**

deep amber with white opal  
code A



**K 147**

turquoise opal/ caramel opal  
code A



**K 148**


turquoise opal/amber  
code A



**K 151**


aqua blue, lime green & white  
code B






**K 151 P**

aqua blue, lime green  
& pink with white opal  
code E




**K 163**

lt green, dk olive,  
white opal  
code B



**K 164**

dk green/dk amber/  
white opal  
code B




**K 169**

yellow and amber on  
white opal  
code D




**K 192**

white opal, med violet  
streak  
code C




**K 205**

white opal with pale  
grn & lt amber streaks  
code B




**K 214 SPL**

white opal with orangy  
red  
code D



**K 222**

wht opal, sky bl, med  
wine & amber [222 X]  
code C




**K 246**

cobalt bl, med wine, lt  
grn amber & wht opal  
code C



**K 249**

med blue/med purple/  
white  
code C




**K 263**

white opal, lt blue, lt  
wine and lt amber  
code C



**K 266**

dk bl, med purple with  
med grn, amber & wht  
code C




**K 270**

sky bl on wht opal with  
med amber streaks  
code B



**K 305 SPL**

pale seafoam green  
on white  
code A




**K 622 SPLX**

med blue solid opal w/  
teal green & lt amber  
code C



**K 629 SPL**

palest blue with wispy  
white  
code A




**K 654 SPL**

teal green with wispy  
white  
code A



**K 1076**


gray with white opal  
code A



**K 1145**

amber & white (cross  
between 11 and 145)  
code A

### IRIDIZED OPALS.




**K 4 Ci**

cobalt blue w/white  
opal, irid  
code Cl




**K 37 SPLi**

sky blue & wispy white,  
irid  
code Al




**K 48 i**

dk green and white  
opal, irid  
code Al




**K 123 i**

solid opal blue with dk  
blue streak, irid  
code Cl




**K 142 i**

dk blue/dk green/  
white, irid  
code Cl



**K 249 i**

white w/blue and  
purple, irid  
code Cl




**K 263 i**

wht opal with lt amber,  
med wine & bl, irid  
code Cl


### HAMMERED OPALS

This is a small, tight texture. Perfect for restoration work. Tiffany utilized many Kokomo ML and L hammered opals in his window work.




**K 1 LLH**

skim milk white opal  
code AT




**K 1 MLH**

translucent white opal  
code AT




**K 11 MLH**

transluc white/lt amber  
streak  
code AT




**K 13 MLH**

translucent wht with  
avocado grn & amber  
code BT




**K 14 SMLH**

transl wht/wedgwood  
bl/lt amb [14 SPL ML H]  
code CT




**K 28 MLH**

transluc wht/spring  
grn/med amber  
code BT




**K 78 LH**

transluc wht/emerald/  
md purple  
code BT




**K 87 LH**

transluc white w/ med  
purple  
code AT




**K 145 H**

amber with white opal  
code AT




**K 205 MLH**

pale mint grn/lt  
amber/translucent wht  
code BT




**K 222 XLH**

white opal, sky blue,  
med wine & amber  
code CT



**K 263 LH**

transluc white/med bl/  
med amb/med wine.  
code CT



**K 623 MLH**

wedgwood bl/transluc  
wht [623 SPL MLH]  
code CT

**OPALUMES (SOLID OPALS)**

PERFECT CHOICE for mosaics or stepping stones! Colors are bright with just a bit of swirl that keeps it from looking plastic.



**K 2 D**  
bright green opalume  
code A




**K 3 D**  
purple opalume  
code A



**K 8 X**  
lilac opalume  
(may vary!)  
code A



**K 17 DX**  
dk leaf green opalume  
code A




**K 20 D**  
almond opalume  
code A




**K 22 D**  
light seafoam green  
opalume  
code A




**K 23 D**  
bitterscotch (amber)  
solid opal  
code A




**K 31A D**  
turquoise opalume  
code A




**K 31 ML**  
sky blue solid opal  
code A



**K 45 D**  
cream opalume  
code A



**K 160W D**  
light seafoam green  
opalume  
code A



**K 188 D**  
ivory opalume  
code A




**K 225 D**  
solid opal red  
code D



**K 231 D**  
pale pink opalume  
code A




**K 254 D**  
brt orange solid opal  
code D



**K 509 D**  
sea green solid opal  
code A




**K 605 D**  
deep blue solid opal  
code C



**K 622 D**  
medium blue opalume  
code C




**K 627 D**  
wedgwood blue  
opalume  
code A




**K 629 D**  
pale powder blue  
opalume  
code A




**K 654 ML**  
teal green translucent  
opalume  
code A




**K 657 D**  
hunter green opalume  
code A




**K 789 D**  
gray solid opal  
code A



**K 853 D**  
royal purple opalume  
code C




**K LEM DX**  
bright yellow opalume  
code D




**K PB D**  
purple brown opalume  
code A

**STREAKY CATHEDRALS**

Colors shown in order of predominance in mix. All colors are smooth unless the "G" (for granite) or "V" (for vertigo) suffix is shown.




**K 5 NLL**  
lt wine, amber, med  
blue  
code C



**K 29 LL**  
lt purple/med amber/lt  
green  
code B




**K 30 LL**  
turquoise blue/lt  
amber/clear  
code B




**K 42 LL**  
dark slate gray on  
clear  
code A




**K 50 SPL**  
violet w/amber  
[50 V SPL]  
code C




**K 70 LL**  
lt green, med blue,  
med wine  
code B




**K 94 LL**  
dk purple, med blue  
and med grn on clear  
code C




**K 103 LL**  
med purple/royal  
blue/lime grn  
code C




**K 106 NLLG**  
dk green and red on  
clear, granite texture  
code DT




**K 111 LL**  
red, green & blue on  
clear  
code D




**K 111 LL V**  
red, green & blue on  
clear, vertigo  
code DV




**K 123 LL**  
dark blue on light blue  
code C



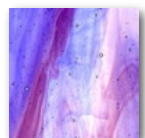
**K 142 LL**  
dk blue, med green  
on clear  
code C




**K 165**  
emerald green w/med  
amber  
code A




**K 192 LL**  
clear with med violet  
code C



**K 249 LL**  
clear with blue and  
purple  
code C




**K 265**  
deep cobalt bl/lt purp/  
med amber/grn  
code C




**K 266 LL**  
med blue, med purple,  
amber, green and clear  
code C

**SMOOTH CATHEDRALS**


Kokomo cathedrals have occasional swirls and seeds, giving them more movement and character.



**K 18 DD**  
dark amber  
code A



**K 18**  
medium amber  
code A



**K 41**  
deep burgundy red  
code D



**K 181**  
light amber  
code A



**K 185**  
pale amber tint  
code A



**K 216 LL**  
bright yellow  
code D




**K 225 LL**  
bright cherry red  
code D




**K 257 LL**  
vibrant reddish orange  
code D



**K 604**  
cobalt blue (lighter than 605)  
code C




**K 605**  
rich cobalt blue  
code C



**K 610**  
medium peacock blue  
code C



**K 611**  
medium dark steel blue  
code C




**K 612**  
light aqua blue  
code C



**K 620**  
med dk steel blue  
code A



**K 627**  
light steel blue  
code A



**K 637**  
medium turquoise  
code A




**K 652**  
dark olive green  
code A




**K 654**  
deep teal green  
code A



**K 657**  
deep piney green  
code A



**K 659**  
dark leaf green  
code A




**K 663**  
medium leaf green  
code A



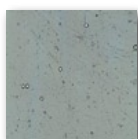
**K 665**  
light grass green  
code A




**K 690**  
chartreuse green  
code A



**K 701**  
deep blue gray  
code A



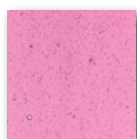
**K 789**  
medium charcoal gray  
code A



**K 794**  
med bronzy gray  
code A




**K 806**  
deep red violet  
code A



**K 810**  
light wine  
code A



**K 813**  
pale amethyst  
code A



**K 853**  
rich royal purple  
code C




**K 855**  
deep blue violet  
code C




**K 860**  
light violet  
code A




**K 865**  
light blue violet  
code A



**K 880**  
palest salmon pink tint  
code C



**K PBN**  
rosy brown (may vary)  
[PB]  
code A



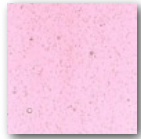
**K PBN2**  
light rosy brown (may vary)  
[PB2]  
code A

**SEEDY CATHEDRALS**

Often called *seedy marine antique*, Kokomo seedies have swirls and activity.



**K 33 S**  
clear seedy [33 A]  
code A



**K 813 S**  
palest amethyst tint [813 A]  
code A

**HAMMERED CATHEDRALS**


This small, tight texture is less intense than Wissmach or Spectrum hammered.



**K 33 H**  
clear hammered  
code AT



**K 182 H**  
pale amber  
code AT




**K 657 H**  
deep piney green  
code AT



**K 813 H**  
palest amethyst tint  
code AT

**WAVOLITE CATHEDRALS**

Wavolite has a large irregular "nubby" appearance. Works well in larger pieces (such as diamond pane windows).




**K 33 WAV**  
clear wavolite  
code AT




**RIPPLE  
CATHEDRALS**


Kokomo's ripple is known for tight, irregular ripples. Try it iridized for a striking effect.



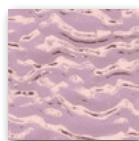
**K 33 R**  
clear ripple [33 TRIP]  
code AR



**K 33 Ri**  
clear ripple irid [33 TRIP IR]  
code ARI




**K 618 R**  
medium sky blue[618 TRIP]  
code AR




**K 813 R**  
pale amethyst [813 TRIP]  
code AR

**VERTIGO  
CATHEDRALS**

Vertigo swirls are reminiscent of old ripply textures or can be used for a very modern look.




**K 33 V**  
clear vertigo  
code AV




**K 33 VI**  
clear iridized vertigo  
code AVI

**KDR CATHEDRALS**


Kokomo's KDR texture looks like a "flattened moss" texture. Light, tiny imprint.




**K 33 KDR**  
clear KDR  
code AT



**K 183 KDR**  
pale amber  
code AT




**K 813 KDR**  
pale amethyst tint  
code AT




**K PBN2 KDR**  
light rosy brown  
code AT

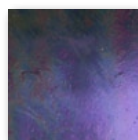
**IRIDIZED SMOOTH  
CATHEDRALS**



**K 225 LLi**  
bright ruby red  
IRID  
code Di



**K 605 i**  
cobalt blue  
IRID  
code Ci



**K 865 i**  
medium violet  
IRID  
code Ai

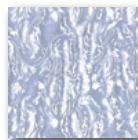
**GRANITE  
CATHEDRAL**

This texture breaks up the light nicely.



**K 33 G**  
clear granite  
code AT

**STARBURST  
CATHEDRAL**  
Capturing the essence of an old texture, this "star" or "pinwheel" texture is in demand for restoration or reproduction work.




**K 33 SB**  
clear starburst  
code AB

**CELTIC CATHEDRAL**  
Interlocking circles.




**K 18 L C**  
light amber  
code AV



**K 33 C**  
clear  
code AV



**K 216 LL C**  
bright yellow  
code DV




**K 611 C**  
med true blue  
code CV



**K 659 C**  
dark leaf green  
code AV




**K 663 C**  
med leaf green  
code AV




**K 690 C**  
chartreuse green  
code AV


**WHITNEY STUDIO  
CATHEDRAL**  
Stylized rose pattern.




**K 18 L WS**  
light amber  
code AT



**K 33 WS**  
clear  
code AT




**K 225 LL WS**  
cerise ruby red  
code DT



**K 638 WS**  
deep aqua  
code AT




**K 690 WS**  
green apple (chartreuse)  
code AT



**K 860 WS**  
light violet  
code AT

**OLD MISSISSIPPI CATHEDRAL**


A tight, small ripple texture which makes a good choice for restoration or reproduction work.




**K 11 L MS**  
translucent white and  
amber Mississippi  
code AV



**K 33 MS**  
clear Mississippi  
code AV



**K 144 MS**  
amber & brown  
streaky Mississippi  
code AV



**K 5510 MS**  
aqua with dark brown  
streaks Mississippi  
code AV


### GRANITE CATSPA W

This is a deep granite texture, seen often in old windows or bent panel lamps. The front surface of this glass is fairly rough: the right look for antique restorations.




**K 1 L GCP**

translucent white [1 LL GCP]  
code AG




**K 11 GCP**

bone beige, [11 D GCP]  
code AG




**K 12 GCP**

dk grn, dk bl, pink on white opal [12 P GCP]  
code EG



**K 13 GCP**

white/avocado green/amber  
code BG



**K 28 GCP**

white/minty green/lt amber  
code BG



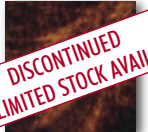
**K 48 GCP**

dk green and white opal  
code AG



**K 52 GCP**

white opal and pink  
code EG



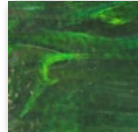
**K 83 GCP**

streaky brown & amber  
code AG




**K 98 NGCP**

med green/white [98N MD GCP]  
code AG




**K 113 GCP**

dense forest grn opal/med grn & deep bl  
code BG



**K 145 GCP**

rich amber w/ white opal  
code AG



**K 222 GCP**

sky bl/med wine/lt amb/wht opal [222 X GCP]  
code CG



**K 246 GCP**

cobalt bl, med wine, lt green, amb & wht opal  
code CG




**K PBN GCP**

purple brown opal [PB ML GCP]  
code AG


### SMOOTH CATSPA W

Kokomo's SCP's have the antique look. If you're repairing an old bent glass lamp, and it has a smooth opalescent glass in it, chances are it's on this list!




**K 11 SCP**

bone beige [11 DSCP]  
code AS




**K 13 SCP**

white, avocado green, amber  
code BS



**K 28 SCP**

white, spring green, amber  
code BS



**K 145 SCP**

rich amber and white opal  
code AS

#### KOKOMO STANDARD SHEET SIZES:

<input checked="" type="checkbox"/> Small	8 x 10½"	0.58 sq ft
<input checked="" type="checkbox"/> Medium	16 x 10½"	1.17 sq ft
<input checked="" type="checkbox"/> Large	16 x 21"	2.33 sq ft
<input checked="" type="checkbox"/> Stock Sheets	32 x 32"	7.11 sq ft

except

#### GRANITE CATSPA W SHEET SIZES:

<input checked="" type="checkbox"/> Small	8 x 12"	0.67 sq ft
<input checked="" type="checkbox"/> Medium	16 x 12"	1.33 sq ft
<input checked="" type="checkbox"/> Large	16 x 24"	2.67 sq ft
<input checked="" type="checkbox"/> Stock Sheets*	24 x 42"	7.00 sq ft*

#### SMOOTH CATSPA W SHEET SIZES:

<input checked="" type="checkbox"/> Small	8 x 10.5"	0.58 sq ft
<input checked="" type="checkbox"/> Medium	16 x 10.5"	1.17 sq ft
<input checked="" type="checkbox"/> Large	16 x 21"	2.33 sq ft
<input checked="" type="checkbox"/> Stock Sheets*	23 x 37"	5.60 sq ft*

\* NOTE: Kokomo Catspaw sheet sizes will vary





## OCEANSIDE COMPATIBLE GLASS

### Formerly System 96 Glass by Spectrum and Uroboros

Oceanside Compatible has a broad line of specially formulated "Tested Compatible" glass for the warm and hot arts. These products have a nominal C.O.E. of 96 and are factory-tested for compatibility. Each glass is car

Compatible glasses

. See the Fusing

Supplies Section of this Catalog for Oceanside Compatible frit, stringer, noodles plus dichroic glass.

#### Color Stability

Oceanside's goal is to produce a family of glass whose color will stay dependably consistent even after multiple firings. However, some color chemistries are inherently less stable than others. Minimize most color shifts by reducing the time spent at the highest temperatures.

**Champagne Opal:** shifts toward orange.

**Red, Orange & Yellow Cathedrals:** may opacity and become darker.

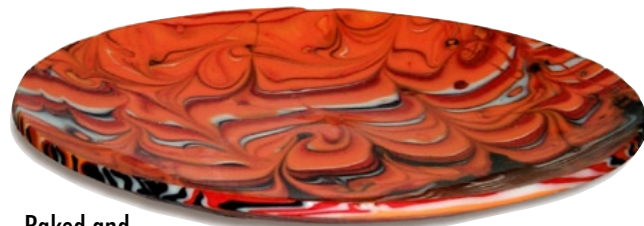
#### Sheet Thickness

Oceanside's sheet thicknesses are expressed in nominal metric equivalents. The exact thickness will have slight variations from batch to batch. The target and tolerances for their "Standard" and "Thin Rolled" sheet glass are as follows (as expressed in mils — thousands of an inch):

**3mm Standard:** target 120mil; tolerance 100-140mil

**2mm Thin Rolled:** target 80mil; tolerance 60-100mil

Most cases of color shift can be minimized by reducing the time spent at the highest temperatures.



Raked and  
slumped platter

#### Color Stability

Oceanside's goal is to produce a family of glass whose color will stay dependably consistent even after multiple firings. However, some color chemistries are inherently less stable than others. When Oceanside pinpoints color shifts in their post-production test firings improvements are sought for the formulations. However, let your own testing be your guide and be aware of colors that nearly always "strike." Minimize most color shifts by reducing the time spent at the highest temperatures.

**Champagne Opal:** shifts toward orange.

**Red, Orange & Yellow Cathedrals:** may opacity and become darker.

#### Sheet Thickness

Oceanside's sheet thicknesses are expressed in nominal metric equivalents. The exact thickness from batch to batch will have slight variations. The target and tolerances for their "Standard" and "Thin Rolled" sheet glass are as follows (as expressed in mils — thousands of an inch):

**3mm Standard:** target 120mil; tolerance 100-140mil

**2mm Thin Rolled:** target 80mil; tolerance 60-100mil


#### Platter Detail

##### Sharper Lines, Better Detail

Using Oceanside Compatible, you'll find it very easy to maintain sharp, crisp design lines. Oceanside Compatible glasses retain their sharp lines right up to raking (or combing) temperatures.



Oceanside Compatible  
Strawberries and Cream OpalArt  
(#SF 355.1 OA)



Oceanside Compatible Black  
Licorice OpalArt (#SF 3005.9 OA)





## OCEANSIDE COMPATIBLE GLASS

## Bright and Consistent Colors


OCEANSIDE'S GLASS is a favorite everywhere. Colors are well mixed and consistent batch to batch. The smooth surface makes it easy to cut. America's Best Seller!




**All former Spectrum products are being transitioned to tested Oceanside Compatible versions which will be subject to stock availability from the factory.**

## OPALESCENT

Nice, even mixing make Oceanside's Opals a top choice. Colors are shown in order of predominance in mix. All are smooth except Granite texture, noted with "G" suffix.



**SF 201.61 SF**  
ivory opal and clear,  
translucent  
code D



**SF 305 SF**  
pearl white, bit of  
clear, dense  
code C




**SF 307 SF**  
feather white,  
translucent  
code C




**SF 308 SF**  
clear w/white opal,  
translucent  
code C




**SF 309 SF**  
clear with wisps of  
white  
code C




**SF 315.02 SF**  
dense white, pale  
amber swirl  
code C




**SF 315.1 SF**  
dense white/med  
amber (bone)  
code C




**SF 315.2 SF**  
dense white/med dk  
amber  
code E




**SF 315.6 SF**  
white/dk brown,  
dense  
code E




**SF 317.02 SF**  
white/lt amber  
translucent  
code E




**SF 317.1 SF**  
lt amber with white,  
transluc  
code E



**SF 317.2 SF**  
med amber/white  
translucent  
code E




**SF 317.6 SF**  
dk brown/white  
translucent  
code C




**SF 318.05 SF**  
med lt amber/white  
transluc  
code E




**SF 319.02 SF**  
pale amber & wispy  
white  
code C




**SF 319.1 SF**  
lt amber & wispy white  
code E




**SF 319.6 SF**  
dk brown & wispy  
white  
code C




**SF 327.2 SF**  
light green/white,  
transluc  
code C




**SF 327.6 SF**  
emerald green/  
translucent white  
code C



**SF 329.1 SF**  
pale green/white wispy  
code C




**SF 329.2 SF**  
light green/white  
wispy  
code C




**SF 329.6 SF**  
dark green/white  
wispy  
code C




**SF 335.2 SF**  
white/powder blue,  
dense  
code E




**SF 337.1 SF**  
lt cornflower blue,  
white, transl  
code E




**SF 337.2 SF**  
light blue/white  
translucent  
code E




**SF 337.6 SF**  
cobalt blue with white  
transluc  
code E




**SF 339.1 SF**  
pale steel blue/wispy  
white  
code C




**SF 339.2 SF**  
soft powder blue/wispy  
white  
code C




**SF 339.6 SF**  
deep cobalt blue/wispy  
white  
code C




**SF 347.1 SF**  
white/pale amethyst  
transluc  
code E



**SF 349.1 SF**  
pale amethyst/wispy  
white  
code C




**SF 349.2 SF**  
medium purple/wispy  
white  
code C



**SF 349.6 SF**  
dk purple/wispy white  
code C



**SF 357.1 SF**  
brt red on translucent  
white  
code G



**SF 359.1 SF**  
brt red on wispy white  
code G




**SF 365.1 SF**  
dense white and bright  
yellow  
code H




**SF 367.1 SF**  
brt yellow on transluc  
white  
code G




**SF 369.1 SF**  
brt yellow on wispy  
white  
code G




**SF 375.1 SF**  
dense white and  
orange  
code G




**SF 377.1 SF**  
orange and white opal  
code G




**SF 379.1 SF**  
brt orange on wispy  
white  
code G



**SF 385.2 SF**  
med gray w/ white,  
dense  
code C




**SF 387.2 SF**  
med gray/white,  
translucent  
code C




**SF 389.1 SF**  
light gray with wispy  
white  
code C




**SF 377.1 SF**  
orange and white opal  
code G



**SF 621.7 SF**  
amber, lt green &  
white  
code F




**SF 622.7 SF**  
forest green opal,  
transluc  
code F




**SF 623.7 SF**  
white with dk green  
and blue  
code F




**SF 633.7 SF**  
sky blue/dk blue/wht  
trans  
code F




**SF 641.7 SF**  
lt purple/amber/wht  
transluc  
code F




**SF 675.5 SF**  
orange-red on white  
transluc  
code H




**SF 818.91 SF**  
bronze wispy opal  
code C




**SF 823.72 SF**  
teal green/white  
translucent  
code C




**SF 823.92 SF**  
teal green/white wispy  
code C




**SF 826.71 SF**  
lime green/white  
transluc  
code E




**SF 826.92 SF**  
moss green/white  
wispy  
code C



**SF 828.72 SF**  
seafoam green/  
white, transluc  
code E




**SF 828.91 SF**  
seafoam green/white  
wispy  
code C




**SP 828.94**  
olive green/white  
wispy  
code C




**SF 833.51 SF**  
sky blue/white, dense  
code E




**SF 833.91 SF**  
bright aqua/white  
wispy  
code C




**SF 833.93 SF**  
deep aqua/white wispy  
code C




**SF 838.52 SF**  
dense white with  
country blue  
code C



**SF 838.72 SF**  
country blue/white,  
transluc  
code C




**SF 838.74 SF**  
steel (denim) blue/wht  
transl  
code C




**SF 838.94 SF**  
steel blue/white wispy  
opal  
code C




**SF 838.96 SF**  
navy blue wispy opal  
code D




**SF 843.71 SF**  
translucent white/light  
lavender  
code E



**SF 843.92 SF**  
grape purple wispy  
opal  
code C



**SF 891.61 SF**  
pink champagne/  
white, dense  
code E



**SF 891.81 SF**  
pink champagne/  
white, transluc  
code G

**OCEANSIDE COMPATIBLE SHEET SIZES:**


<input checked="" type="checkbox"/> Small	8 x12"	0.67 sq ft
<input checked="" type="checkbox"/> Medium	12 x16"	1.33 sq ft
<input checked="" type="checkbox"/> Large	16 x24"	2.67 sq ft
<input checked="" type="checkbox"/> Stock Sheets	24 x 24"	4.00 sq ft

\* **NOTE:** Popular colors and textures, such as SF 100 SFS, SF 200 SF, SF 1009 SF, SF 100 SDYF, SF 100 WF ..., are often available in 24x48" sheets.


**All former Spectrum products are being transitioned to tested Oceanside Compatible versions which will be subject to stock availability from the factory.**

**PEARL OPAL ART MIXES**


Pearly white opal mixed in stunning color combinations. All have a Corsica (Vecchio) texture.




**SF 6000.81 CCF**  
Pearl: pearl white and clear  
code F



**SF 6011.85 CCF**  
Hawkings: reddish brown on pearl opal  
code F




**SF 6021.86 CCF**  
Rainforest: dk grn, dk brown on pearl opal  
code F



**SF 6022.81 CCF**  
Key Lime: yellow grns & clear on pearl white  
code F




**SF 6022.82 CCF**  
Congo: deep grn, moss grn, lime, clr & pearl  
code F




**SF 6023.83 CCF**  
Aqua-Lime: turq, lime grn, clr, pearl white  
code F




**SF 603.81 CCF**  
Blue Skies: blues & clear on pearl white  
code F




**SF 6033.83 CCF**  
Blue Yonder: navy & aqua on pearl white  
code F




**SF 6034.83 CCF**  
aqua & rose on pearl white  
code F




**SF 605.85 CCF**  
Sierra Red: dk reddish brown on pearl opal  
code F




**SF 6051.83 CCF**  
Autumn Flame: reds on pearl opal  
code F



**SF 6061.81 CCF**  
Meadowlark: yellow, amber, clr, pearl white  
code F




**SF 6067.83 CCF**  
Mimosa: yellow, orange, clr, pearl white  
code F



**SF 6076.83 CCF**  
Inferno: orange, yellow, clr, pearl white  
code F

**CRYSTAL OPALS**


Oceanside created a semi-translucent white opal that bursts into life when they are backlit.




**SF 209 FLF**  
white firelight  
code F

**STREAKY CATHEDRALS**

Oceanside's very popular amber brown mix is available in Smooth or Granite textures



**SF 411.15 SF**  
amber/dk brown streak, smooth  
code D



**SF 411.15 GF**  
amber/dk brown streak, granite  
code D

**OCEANSIDE COMPATIBLE SHEET SIZES:**

<input checked="" type="checkbox"/> Small	8 x 12"	0.67 sq ft
<input checked="" type="checkbox"/> Medium	12 x 16"	1.33 sq ft
<input checked="" type="checkbox"/> Large	16 x 24"	2.67 sq ft
<input checked="" type="checkbox"/> Stock Sheets	24 x 24"	4.00 sq ft


\* **NOTE:** Popular colors and textures, such as SF 100 SFS, SF 200 SF, SF 1009 SF, SF 100 SDYF, SF 100 WF ..., are often available in 24x48" sheets.

**All former Spectrum products are being transitioned to tested Oceanside Compatible versions which will be subject to stock availability from the factory.**



**ARTIQUE®  
CATHEDRALS**


A scribed texture very similar to drawn antique. But at a much more reasonable price!




**SF 110.2 AF**  
pale amber  
code D



**SF 110.8 AF**  
medium amber  
code D




**SF 121 AF**  
light green  
code D



**SF 130.8 AF**  
pale blue  
code D



**SF 132 AF**  
light blue  
code D



**SF 136 AF**  
cobalt blue  
code D



**SF 140.8 AF**  
pale amethyst  
code D



**SF 152 A F**  
ruby red  
code G



**SF 161 AF**  
bright yellow  
code G



**SF 171 AF**  
bright orange  
code G




**SF 180.8 AF**  
pale gray  
code D



**SF 528.1 AF**  
pale seafoam green  
code D



**SF 533.1 AF**  
medium aqua/sky blue  
code D




**SF 543.2 AF**  
grape purple  
code D

**ROUGH ROLLED  
CATHEDRALS**


Has a light texture to add soft obscurity.



**SF 110.2 RRF**  
pale amber  
code C




**SF 110.8 RRF**  
medium amber  
code C




**SF 111 RRF**  
med dk amber  
code C




**SF 121 RRF**  
light green  
code C



**SF 123 RRF**  
medium green  
code C



**SF 125 RRF**  
emerald green  
code C



**SF 130.8 RRF**  
pale blue  
code C




**SF 132 RRF**  
light blue  
code C




**SF 136 RRF**  
cobalt blue  
code C




**SF 140.8 RRF**  
pale amethyst  
code C



**SF 142 RRF**  
light purple  
code C




**SF 151 RRF**  
cherry red  
code G



**SF 152 RRF**  
ruby red  
code G




**SF 161 RRF**  
bright yellow  
code G




**SF 171 RRF**  
bright orange  
code G




**SF 180.8 RRF**  
pale gray  
code C




**SF 518.1 RRF**  
bronze  
code C




**SF 523.2 RRF**  
teal green  
code C



**SF 526.2 RRF**  
moss green  
code C




**SF 528.1 RRF**  
sea green  
code C




**SF 533.1 RRF**  
sky blue (aqua)  
code C



**SF 533.3 RRF**  
deep aqua blue  
code C



**SF 543.2 RRF**  
grape purple  
code C



**SF 591.1 RRF**  
pink champagne  
code G


**All former Spectrum products are being transitioned to tested Oceanside Compatible versions which will be subject to stock availability from the factory.**

**OCEANSIDE COMPATIBLE SHEET SIZES:**


☑ Small	8 x12"	0.67 sq ft
☑ Medium	12 x16"	1.33 sq ft
☑ Large	16 x24"	2.67 sq ft
☑ Stock Sheets	24 x 24"	4.00 sq ft

\* **NOTE:** Popular colors and textures, such as SF 100 SFS, SF 200 SF, SF 1009 SF, SF 100 SDYF, SF 100 WF ..., are often available in 24x48" sheets.


**WATERGLASS®**  
Shimmering ripples on a pond — Waterglass® is a natural for backgrounds.




**SF 110.2 WF**  
pale amber  
code WD




**SF 110.8 WF**  
medium amber  
code WD




**SF 111 WF**  
med dark amber  
code WD




**SF 121 WF**  
light grass green  
code WD




**SF 123 WF**  
medium grass green  
code WD




**SF 125 WF**  
forest green  
code WD




**SF 130.8 WF**  
pale blue  
code WD



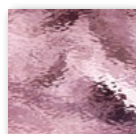
**SF 132 WF**  
light blue  
code WD




**SF 134 WF**  
medium blue  
code WD




**SF 136 WF**  
cobalt blue  
code WD



**SF 140.8 WF**  
pale pinky amethyst  
code WD




**SF 142 WF**  
medium purple  
code WD



**SF 146 WF**  
deep purple  
code WD




**SF 151 WF**  
bright cherry red  
code WG




**SF 152 WF**  
deep ruby red  
code WG




**SF 161 WF**  
bright yellow  
code WG




**SF 171 WF**  
bright orange  
code WG




**SF 180.8 WF**  
medium gray  
code WD




**SF 518.1 WF**  
bronze  
code WD




**SF 523.2 WF**  
teal green  
code WD




**SF 526.2 WF**  
moss green  
code WD




**SF 528.1 WF**  
light seafoam green  
code WD




**SF 533.1 WF**  
medium aqua  
code WD




**SF 533.3 WF**  
deep aqua  
code WD



**SF 538.4 WF**  
steel blue  
code WD




**SF 538.6 WF**  
navy blue  
code WD



**SF 543.2 WF**  
violet (grape)  
code WD




**SF 591.1 WF**  
pink champagne  
code WG



**SF 1009 WF**  
opaque black  
waterglass  
code D


**SOFT WATERGLASS®**  
Solid opal colors with the Waterglass texture adds the perfect amount of density variation.




**SF 200.91 WF**  
white soft waterglass  
code WD

**All former Spectrum products are being transitioned to tested Oceanside Compatible versions which will be subject to stock availability from the factory.**

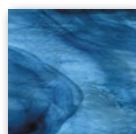
**STREAKY WATERGLASS®**  
Swirls of color and the gentle ripple gives added motion to this glass.




**SF 422.1 WF**  
sea green and olive  
streak  
code WE




**SF 423.1 WF**  
pale green and aqua  
blue streak  
code WE



**SF 433.1 WF**  
aqua blue with steel  
blue streak  
code WE



**SF 444.1 WF**  
pale purple w/deep  
violet streak  
code WE



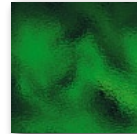
**SF 451.20 WF**  
red with amber streak  
code WG

**OTHER RED CATHEDRALS**  
Oceanside's deep red is our most popular — it's easy to cut and the color is consistent from batch to batch.




**SF 152 GF**  
deep ruby red, granite  
code G

**HAMMERED**  
Oceanside's Hammered texture is more elongated and linear than other manufacturers.



**SF 123 HF**  
medium green  
hammered  
code C



**SF 134 HF**  
medium blue  
hammered  
code C

SMOOTH CATHEDRAL COLORS

STANDARD THICKNESS 1/8" (3mm)								
	SF 152 SF ruby red code G	SF 151 SF cherry red code G	SF 171 SF brt orange code G	SF 571.1 SF rust code G	SF 161 SF brt yellow code G	SF 110.8 SF medium amber code C	SF 110.4 SF light amber code C	SF 110.2 SF pale amber code C
								
	SF 518.1 SF bronze code C	SF 518.2 SF antique bronze code C	SF 60-7312-96 lime grn cathedral code G	SF 526.2 SF moss green code C	SF 528.2 SF light olive green code D	SF 121 SF light green code C	SF 123 SF med green code C	SF 125 SF dark green code C
								
	SF 128AV SF aventurine green code G	SF 528.1 SF sea green code C	SF 523.2 SF teal green code C	SF 532.1 SF Caribbean blue code C	SF 533.1 SF sky blue code C	SF 533.2 SF blue topaz code C	SF 533.3 SF aqua code C	SF 538.2 SF light steel blue code C
								
	SF 538.4 SF steel blue code C	SF 138AV SF aventurine blue code G	SF 136 SF cobalt blue code C	SF 132 SF light blue code C	SF 130.8 SF pale blue code C	SF 543.2 SF grape code C		
STANDARD THICKNESS 1/8" (3mm)								
	SF 543.1 SF light grape code C	SF 142 SF light purple code C	SF 140.8 SF pale purple code C	SF 180.8 SF pale gray code C				

OCEANSIDE COMPATIBLE SHEET SIZES:

<input checked="" type="checkbox"/>	Small	8 x 12"	0.67 sq ft
<input checked="" type="checkbox"/>	Medium	12 x 16"	1.33 sq ft
<input checked="" type="checkbox"/>	Large	16 x 24"	2.67 sq ft
<input checked="" type="checkbox"/>	Stock Sheets	24 x 24"	4.00 sq ft

\* NOTE: Popular colors and textures, such as SF 100 SFS, SF 200 SF, SF 1009 SF, SF 100 SDYF, SF 100 WF ..., are often available in 24x48" sheets.

**All Oceanside  
Compatible products are  
subject to availability  
due to the sale of  
Spectrum & Uroboros to  
Oceanside Glasstile**



### SOLID OPAQUE COLORS

STANDARD THICKNESS 1/8" (3mm)		<b>SF 2502 SF</b> red code G		<b>SF 60-602-96</b> tomato soup red code H		<b>SF 2702 SF</b> orange code G		<b>SF 271.71 SF</b> persimmon code H		<b>SF 60-355-96</b> marigold code H		<b>SF 267.72 SF</b> sunflower yellow code G		<b>SF 260.72 SF</b> yellow code G
		<b>SF 228.72 SF</b> celadon green code E		<b>SF 60-782-96</b> dk olive green code E		<b>SF 220.76 SF</b> dk green code E		<b>SF 60-755-96</b> fern green code E		<b>SF 226.72 SF</b> lemon grass code E		<b>SF 226.74 SF</b> Amazon green code E		<b>SF 222.72 SF</b> pastel green code E
		<b>SF 60-726-96</b> jade green code E		<b>SF 223.72 SF</b> turquoise green code E		<b>SF 223.74 SF</b> peacock green code E		<b>SF 233.74 SF</b> turquoise blue code E		<b>SF 233.75 SF</b> mariner blue code E		<b>SF 230.71 SF</b> hydrangea blue code E		<b>SF 230.72 SF</b> medium blue code E
		<b>SF 230.76 SF</b> dk blue code E		<b>SF 240.74 SF</b> lilac code E		<b>SF 291.61 SF</b> champagne code H		<b>SF 210.71 SF</b> ivory code E		<b>SF 210.72 SF</b> almond code G		<b>SF 215.72 SF</b> terracotta code H		<b>SF 211.74 SF</b> chestnut brown code H
		<b>SF 211.76 SF</b> chocolate brown code E		<b>SF 280.72 SF</b> pewter code E		<b>SF 280.76 SF</b> charcoal code E		<b>SF 60-078-96</b> Payne's gray code E		<b>SF 60-079-96</b> chambray code E				

**All Oceanside Compatible products are subject to availability due to the sale of Spectrum & Uroboros to Oceanside Glasstile**

#### OCEANSIDE COMPATIBLE SHEET SIZES:

<input checked="" type="checkbox"/>	Small	8 x 12"	0.67 sq ft
<input checked="" type="checkbox"/>	Medium	12 x 16"	1.33 sq ft
<input checked="" type="checkbox"/>	Large	16 x 24"	2.67 sq ft
<input checked="" type="checkbox"/>	Stock Sheets	24 x 24"	4.00 sq ft

\* NOTE: Popular colors and textures, such as SF 100 SFS, SF 200 SF, SF 1009 SF, SF 100 SDYF, SF 100 WF ..., are often available in 24x48" sheets.

BASE & TOP LAYER COLOR - CLEAR



**SF 100 SFXTL**  
crystal clear  
cathedral \*\*  
code E

**SF 100 SF-ICE**  
icicle clear cath \*\*

code A  
*also available*


**SF 100 SFL-ICE**

2 mm thick  
code A

*also available*

**SF 100 SFXTL-DT**  
5 mm thick \*\*  
code G

**SF 100 SF-DT-ICE**  
5 mm thick \*\*  
code E



**WHICH CLEAR DO YOU NEED?**


System 96's Icicle Clear (#SF 100 SF-ICE) has a slight bluish edge tint. The System 96 Crystal Clear (#SF 100 SFXTL) provides the most neutral clear glass available. Both options are made using the same exacting standards as all System 96 products -- the same devit-resistance and tested compatibility that fusers trust world-wide.

**OCEANSIDE CLEAR CATHEDRALS**

There are an abundance of clear textures to choose from. Whether you are looking for a soft texture for a background glass or cabinet door (such as SF 100 SDYF) or you want to make a bold statement (like SF 100 CZF) the perfect choice will probably be here.



**SF 100 AF**  
clear antique texture  
code B




**SF 100 CSF**  
clear chord texture  
code A



**SF 100 CCF**  
clear corsica  
code A



**SF 100 CRF**  
clear crackle  
code A




**SF 100 CZF**  
clear corteza  
code A



**SF 100 GF**  
clear granite  
code A




**SF 100 GGF**  
clear ice crystal  
code A




**SF 100 HF**  
clear hammered  
code A



**SF 100 HSF**  
clear small hammered  
code A



**SF 100 KF**  
clear krinkle  
code A




**SF 100 QRF**  
clear quarter reeded  
(approx 4 reeds/inch)  
code A



**SF 100 RRF**  
clear rough rolled  
cathedral  
code A



**SF 100 RWF**  
clear rainwater  
code A



**SF 100 SDYF**  
clear seedy cathedral  
code A




**SF 100 SNF**  
clear satin finish  
code A



**SF 100 SNSF**  
clear satin seedy  
cathedral  
code A



**SF 100 VF**  
clear vecchio  
code A



**SF 100 WF**  
clear  
code B

**OCEANSIDE COMPATIBLE SHEET SIZES:**

<input checked="" type="checkbox"/>	Small	8 x 12"	0.67 sq ft
<input checked="" type="checkbox"/>	Medium	12 x 16"	1.33 sq ft
<input checked="" type="checkbox"/>	Large	16 x 24"	2.67 sq ft
<input checked="" type="checkbox"/>	Stock Sheets	24 x 24"	4.00 sq ft

\* **NOTE:** Popular colors and textures, such as SF 100 SFS, SF 200 SF, SF 1009 SF, SF 100 SDYF, SF 100 WF ..., are often available in 24x48" sheets.



**All Oceanside  
Compatible products are  
subject to availability  
due to the sale of  
Spectrum & Uroboros to  
Oceanside Glasstile**

### BASE & TOP LAYER COLOR - WHITE



**SF 200 SF**  
white opal \*\*  
code B  
*also available*  
**SF 200 SFL**  
2 mm thick  
code B



**SF 209 SF**  
firelight white opal  
code F

#### OCEANSIDE COMPATIBLE SHEET SIZES:

<input checked="" type="checkbox"/>	Small	8 x 12"	0.67 sq ft
<input checked="" type="checkbox"/>	Medium	12 x 16"	1.33 sq ft
<input checked="" type="checkbox"/>	Large	16 x 24"	2.67 sq ft
<input checked="" type="checkbox"/>	Stock Sheets	24 x 24"	4.00 sq ft

\* **NOTE:** Popular colors and textures, such as SF 100 SFS, SF 200 SF, SF 1009 SF, SF 100 SDYF, SF 100 WF ..., are often available in 24x48" sheets.

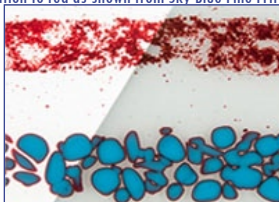
### BASE & TOP LAYER COLOR - REACTIVE



**SF 60-045-96**  
red **reactive** opal  
code H


"Reactive Red" Transparent and Opal is an exciting addition to the ever-expanding Oceanside Compatible line. Chemistry in these glasses causes a reaction with copper, a colorant in many Blue and Green glasses. When a glass containing copper is fired on a Reactive glass, a reddish color is produced, ranging from a rim as on the Opal Turquoise Coarse Frit (#SFF 2334 C) to a complete transformation to red as shown from Sky Blue Fine Frit (#SFF 5331 F).

Click here for more information on the Red Reactive Opal and Cathedral glass and the glasses that they react with.




**SF 60-003-96**  
red **reactive** cathedral  
code G

The platter below was made using mostly just the Vanilla Cream (#SF 210.73 SF) to create nearly all the details. Because of the way it lightens in its core, a lovely outline forms around each piece creating a beautifully subtle effect and preserves the detail of the design even when layered on itself. Click here for the Oceanside Compatible Project Guide instructions for this platter.



**SF 210.73 SF**  
french vanilla opal  
**reactive**  
code E


The French Vanilla Reactive (#SF 210.73 SF) is quite a clever glass! In its cold state, it looks a lot like Almond Opal (#SF 210.72 SF), but when fused, you'll discover just how unique this formula is.



When fully-fused, Vanilla Cream lightens on the top and bottom surfaces, while lightening substantially in its center — creating stunning effects in pieces built on-edge, or stacked.

A subtle Satin texture on the top surface of Vanilla Cream to indicate that the glass alters upon firing and to help differentiate it from Almond Opal prior to fusing.

Vanilla Cream is also highly reactive when fused next to Copper-bearing glasses.



### BASE & TOP LAYER COLOR - BLACK



**SF 1009 SF**  
black opal \*\*  
code D  
*also available*  
**SF 1009.2 SF**  
2 mm thick  
code D



**SF 1009 AVSF**  
aventurine black  
code G

**All Oceanside Compatible products are subject to availability due to the sale of Spectrum & Uroboros to Oceanside Glasstile**




**OPALART™**

The hypnotic OpalArt family embraces the moment when disparate glasses meet, and freezes it for all time. The resultant swirls of color are magnificent, always unique, and deliver incomparable options in project design.



**SF 355.1 OA**

Strawberries N Cream: cherry red with swirls of white opal  
CODE=H



**SF 623.52 OA**

Lagoon: moss grn & deep aqua on firelight white opal  
CODE=F



**SF 634.52 OA**

Blackberry Cream: deep aqua & concord on firelight white opal  
CODE=F



**SF 3005.9 OA**

Black Licorice: white opal swirled on opaque black  
CODE=F



**OCEANSIDE COMPATIBLE SHEET SIZES:**

<input checked="" type="checkbox"/> Small	8 x12"	0.67 sq ft
<input checked="" type="checkbox"/> Medium	12 x16"	1.33 sq ft
<input checked="" type="checkbox"/> Large	16 x24"	2.67 sq ft
<input checked="" type="checkbox"/> Stock Sheets	24 x 24"	4.00 sq ft

\* **NOTE:** Popular colors and textures, such as SF 100 SFS, SF 200 SF, SF 1009 SF, SF 100 SDYF, SF 100 WF ..., are often available in 24x48" sheets.


**SPIRIT™**

Across each sheet, brilliant comets of color splash over Crystal Clear or Firelight White. Not uncommon in blown glass art—but heretofore unheard of in compatible sheet glass.




**SF 4001 ST**

Murano: ivory & black on clear  
CODE=F



**SF 410.7 ST**

Monterrey: ivory on clear  
CODE=F



**SF 431.76 ST**

Viena: ivory & cobalt on clear  
CODE=F



**SF 4361.76 ST**

Atlantis: ivory, blue & yellow on clear  
CODE=F


**OCEANSIDE ARCHITECTURAL**

This clear texture is available in larger and slightly thicker sheets. The larger sheets help maximize sheet usage (ie. less waste), while the slightly thicker sheets are more suitable for tempering.



**SF A/100 SDYF**

seedy  
code AR1



**SF A/100 WF**

waterglass  
code AR2



**SP ARCHITECTURAL GLASS SHEET SIZES:**

<input checked="" type="checkbox"/> Small	Not Available
<input checked="" type="checkbox"/> Medium	Not Available
<input checked="" type="checkbox"/> Large	Not Available

**Price Codes AR1:**

<input checked="" type="checkbox"/> Stock Sheets	30 x 72"	15.00 sq ft
--	----------	-------------

**Price Codes AR2:**

<input checked="" type="checkbox"/> Stock Sheets	24 x 72"	12.00 sq ft
--	----------	-------------



**All Oceanside  
Compatible products are  
subject to availability  
due to the sale of  
Spectrum & Uroboros to  
Oceanside Glasstile**

**BAROQUE™**  
Oceanside's  
Baroque™ glass  
has a wild swirling  
effect.




**SP 100 B**  
clear baroque

code D



**SP 308 B**  
white opal swirled  
on clear

code D



**SP 450 B**  
burgundy on clear


code D




**All Oceanside Art Glass products are subject to availability from the new factory.**

## VOLCANO GLASS

**VOLCANO GLASS** is made by printing swirls on clear glass and fused to the surface for permanence. Similar in looks to the old Spectrum Baroques. Volcano Glass is NOT 90 or 96 compatible, but you can use it for slumping or draping.



**VG 00**  
black on clear



**VG 01**  
black and white on clear



**VG 02**  
black on gray

The photographs above illustrate an entire 23x23" stock sheet. Due to the unique manufacture/printing process each sheet will have the same color and swirl pattern.

## YOUGHIOGHENY GLASS

### For True Tiffany Appearance

**YOUGHIOGHENY GLASS** (pronounce YOK-a-GAY-NEE) is the product of John Triggs' glass experience. Unlike traditional opalescent glass, Stipple Glass has an icy or waxy translucence. Stipple Glass does not require the heaviness of traditional opalescent glass to bring opacity to colors. The translucent colors hold up to bright light sources, evenly diffusing the light giving a three dimensional effect to the colors that are streaked through the sheet. As in the original Tiffany glass, Stipple Glass has some light mottling and surface haze. The overall effect of Stipple Glass is unlike any other glass on the market.

With each color listing, below, references to Tiffany lamps and/or windows are made. Use these references as a guide when making Tiffany reproductions and when designing your own creations. Stipple Glass lends itself to landscapes, floral pieces or any work looking for realism, depth or natural representations.




**YG 1 SP**  
CODE=C

dk blue, dk green, purple highlights, ripple texture. Use for rippling water effects. [WATER DARK RIPPLE SP]




**YG 2 SP**  
CODE=C

med blue and med green with pink highlights, ripple. Use for rippling water. [WATER LIGHT RIPPLE SP]



**YG 3 SP**  
CODE=B

autumn gold and yellow gold opals on ice white, ripple. Use for flowers. [LABURNUM RIPPLE]




**YG 3 SP**  
CODE=B

autumn gold and yellow gold. For yellow flowers or yellow backgrounds. [LABURNUM SP]



**YG 4 SP**  
CODE=D

neodymium ice. Pale lilac blue which goes to pink when lit with incandescent or natural light. A good background color, especially flowers. [NEODYMIUM SP]




**YG 5 SP**  
CODE=B

landscape glass. A mix of greens, brown, amber, and ice white. Use for backgrounds or foliage. [LANDSCAPE]



**YG 6 SP**  
CODE=D

neodymium ice, dense neodymium opal. For backgrounds. [NN SP]




**YG 55 SP**  
CODE=B

beige stipple, dense beige opal, copper red. Use for backgrounds. [55 CR SP]



**YG 057 SP**  
CODE=D

neodymium ice with peach gold and bubble gum pink. For flowers and as background near flowers. [N 057 SP]



**YG 63 SP**  
CODE=D

neodymium ice, dense neodymium (neo) opal, copper cobalt blue, purple. Use for flowers and as background near flowers. [NN 63 SP]




**YG 67 SP**  
CODE=D

neodymium ice, dense neo opal, gold pink, copper cobalt blue. Flowers or background near flowers. [NN 67 SP]



**YG 77 SP**  
CODE=D

neodymium ice, dense neodymium opal, bubble gum. Use for flowers. [NN 77 SP]




**YG 367 SP**  
CODE=D

neodymium, dark purple blue and pink. Use for Clematis and other purple flowers. [N 367 SP]



**YG 637 SP**  
CODE=D

neodymium ice, dense Neodymium opal, gold pink, copper cobalt blue, purple. Use for flowers and as background near flowers. [NN 637 SP]




**YG 700 SP**  
CODE=A

icy grey. Use for backgrounds.




**YG 1000 SP**  
CODE=A

icy white. Use for backgrounds or foil behind other pieces to diffuse the light.



**YG 1000 RSP**  
CODE=B

icy white ripple.



**YG 1004 RSP**  
CODE=B

ice white with med leaf green, ripple. Use for foliage.

#### YOUGHIOGHENY SHEET SIZES:

<input checked="" type="checkbox"/> Small	8 x 12"	0.67 sq ft
<input checked="" type="checkbox"/> Medium	16 x 12"	1.33 sq ft
<input checked="" type="checkbox"/> Large	16 x 24"	2.67 sq ft
<input checked="" type="checkbox"/> Stock Sheets	24 x 36"	6.00 sq ft

12/18/2019






**YG 1007 SP**  
CODE=D

ice white with pink. A good flower color.




**YG 1007 RSP**  
CODE=D

ice white and pink ripple. For flowers with depth.



**YG 1053 SP**  
CODE=B

deep royal purple with yellow gold and ice white. Use for irises, pansies, etc.



**YG 1054 SP**  
CODE=B

ice white, silver yellow and green. Use for flowers and background around yellow flowers.



**YG 1057 SP**  
CODE=D

ice white with peach gold. Use for flowers.



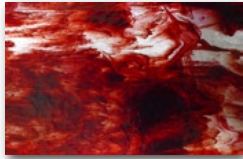
**YG 1074 SP**  
CODE=C

ice white, green, pink. Use for foliage around flowers.




**YG 1097 RSP**  
CODE=C

ice white, copper red and bubblegum pink RIPPLE. Use for very dimensional red flowers or borders.



**YG 1097 SP**  
CODE=C

ice white copper (maroon) red and bubblegum pink. Use for poppies, tulips, poinsettia.



**YG 1100 SP**  
CODE=A

ice white, dense white opal. Use for backgrounds.



**YG 1107 SP**  
CODE=D

ice white, dense white opal, gold pink. Backgrounds.



**YG 1109 SP**  
CODE=B

ice white, dense white opal, red. Use for flowers.



**YG 1137 SP**  
CODE=C

ice white, dense white opal, purple, gold purple. Flowers.




**YG 1144 SP**  
CODE=A

ice white, dense white opal, dk green. Use for foliage.




**YG 1157 SP**  
CODE=D

ice white, dense white opal, peach gold. For flowers.




**YG 1165 SP**  
CODE=B

royal blue with bubblegum pink, yellow gold and white opal. Great sky or background color.



**YG 1167 SP**  
CODE=D

ice white, dense white opal, gold purple pink, gold pink. Use for flowers.



**YG 1174 SP**  
CODE=C

ice white, dense white opal, dark green, gold pink. Foliage.



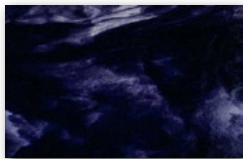
**YG 1176 SP**  
CODE=C

ice white, dense white opal, gold pink, dk blue. Flowers.



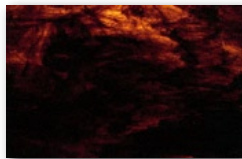
**YG 1177 SP**  
CODE=D

ice white, dense white opal, bubblegum, gold pink. Flowers.



**YG 1300 SP**  
CODE=A

ice white with purple. Irises and other purple flowers.




**YG 1302 SP**  
CODE=B

dark brown on ice white. Trees, rocks, Canada geese.




**YG 1309 SP**  
CODE=A

ice white, purple and copper red. Use for flowers, backgrounds or borders.




**YG 1364 SP**  
CODE=A

ice white, purple violet & dk green. Dogwoods, Hydrangeas.



**YG 1431 SP**  
CODE=A

ice white, lime & emerald greens. Good foliage color.




**YG 1499 SP**  
CODE=A

ice white, dark green, copper red. Flower buds, Poppies and Woodbine.




**YG 1537 SP**  
CODE=C

ice white, silver yellow, purple and gold pink. All flowers.



**YG 1567 SP**  
CODE=C

Ice white, silver yellow, dark blue, gold, purple and green. Dragonfly and Peony lamp backgrounds.




**YG 1574 SP**  
CODE=C

ice white, pink, green and silver yellow. Use for spring and summer flowers.



**YG 1634 SP**  
CODE=A

ice white, green, sky blue and purple. Backgrounds on Trumpet Vine, Peony and Grape Trellis.



**YG 1650 SP**  
CODE=B


royal blue, bubblegum pink, yellow gold and ice white. Less dense than 1165. More skies!



**YG 1660 SP**

CODE=B


icy white stipple and sea blue opal



**YG 1663 SP**

CODE=A

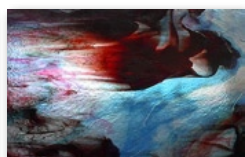
blue, purple and ice white. Used on Flowering Lotus, Blue Dragonfly and Yellow Rose background.



**YG 1665 SP**

CODE=B

royal blue, yellow gold, ice white. A good sky or background color for areas near yellow flowers.



**YG 1697 SP**

CODE=C


ice white, copper red, blue and pink. Poppies, Peonies, rose bushes, general flower colors.



**YG 1717 SP**

CODE=B


white icy with gray streaks



**YG 3000 SP**

CODE=A


icy mauve



**YG 3457 SP**

CODE=C

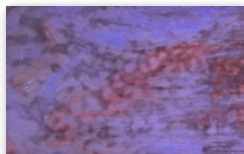
ice white, green, purple, peach gold. Good for leaves or general backgrounds.



**YG 3600 SP**

CODE=B

violet stipple



**YG 3603 SP**

CODE=B

violet stipple and rose opal



**YG 3610 SP**

CODE=B


violet stipple and white opal



**YG 3613 SP**

CODE=B


violet stipple with white & rose opal



**YG 4000 SP**

CODE=A


pale green stipple. Backgrounds or use for plating.



**YG 4117 SP**

CODE=A


dk green, ice white, with bluish gray highlight. Leaves & foliage. Use lighter parts as background around leaves.



**YG 4302 SP**

CODE=A


ice white, dense avocado green, black (deep red). Use for foliage.



**YG 4444 SP**

CODE=A

green stipple, dense green opal. Use for foliage.



**YG 4500 SP**

CODE=B

lime green stipple



**YG 4504 SP**

CODE=B

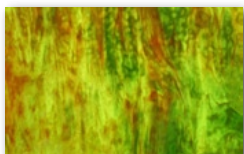
lime green stipple and emerald green opal



**YG 4507 SP**

CODE=C

mint green, silver yellow with red highlights. Peony, Nasturtium and Tulip lamp backgrounds.



**YG 4554 SP**

CODE=B

lime green stipple with emerald green & silver yellow opal



**YG 4566 SP**

CODE=B


lime green stipple and turquoise opal



**YG 4637 SP**

CODE=C


lt green, dk copper blue, bubble gum pink & dk pink. Use for backgrounds around flowers & leaves, on Daffodil, Peony and Poppy lamps.



**YG 4644 SP**

CODE=A

lt, dk & mint greens with ice white and sky blue highlights. Works well for leaves and as background around foliage.



**YG 4676 SP**

CODE=C


dk copper blue, gold purple, lt & dark green highlights. Background for Laburnum shades or for purple flowers.



**YG 5000 SP**

CODE=B


lemon yellow stipple



**YG 5002 SP**

CODE=A

icy light amber



**YG 5009 SP**

CODE=B

icy yellow with copper red. Use for flowers.



**YG 5033 SP**

CODE=B

lemon yellow with black opal



**YG 5040 SP**

CODE=B


lemon yellow & emerald opal



**YG 5090 SP**

CODE=B

lemon yellow & red opal



**YG 5409 SP**

CODE=B


yellow, red and green mix. For Tulip and Dragonfly lamp backgrounds or background with flowers and foliage.



**YG 5502 SP**

CODE=A

beige stipple, dense beige opal. Use for backgrounds.

**YG 5506 SP**


CODE=B

ice white, silver yellow, sky blue with orange brown. Backgrounds on Dragonfly lamps or landscapes.

**YG 5562 SP**

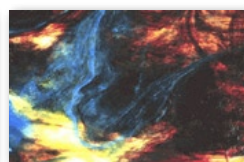
CODE=A

beige stipple, dense beige opal, cobalt blue. Use for backgrounds

**YG 5642 SP**


CODE=A

beige stipple, copper cobalt blue, dk green. Backgrounds

**YG 5697 SP**


CODE=C

silver yellow, copper red and sky blue. Use for flowers, autumn foliage and on Rosebush, Tulip Poppy lamps.

**YG 6010 SP**

CODE=A

light blue stipple. Use for backgrounds.

**YG 6016 SP**


CODE=A

medium sky blue and ice white. Sky color.

**YG 6064 SP**


CODE=A

lt blue, dk blue and dk green. Background near leaves.

**YG 6314 SP**


CODE=A

dk cobalt, ice white, purple with dk green highlights. Use for backgrounds on Peony, Rosebush &amp; Dark Hydrangea lamps. Can also be used for dk purple flowers.

**YG 6347 SP**


CODE=D

neodymium, pink, copper blue, purple with dk green and bubblegum pink highlights. For backgrounds on Peony &amp; Bouquet lamp shades &amp; near purple flowers. [N 6347 SP]

**YG 6456 SP**

CODE=B

turquoise stipple with lime green &amp; cobalt blue opal

**YG 6600 SP**


CODE=B

turquoise stipple

**YG 6616 SP**

CODE=B

turquoise stipple with white and cobalt blue opal

**YG 6617 SP**

CODE=C

turquoise stipple with white opal and gold pink

**YG 6637 SP**

CODE=D

neodymium, pink, copper blue, purple with bubblegum pink highlights. A darker version of YG 6347 SP [N 6637 SP]

**YG 6645 SP**

CODE=B

turquoise stipple and lime green opal

**YG 6700 SP**

CODE=A

navy blue ice

**YG 7000 SP**


CODE=C

pale pink ice (skin tone)

**YG 7010 SP**


CODE=A

light gray ice

**YG 9000 SP**

CODE=D

cherry red stipple

**YG 9010 SP**

CODE=D

cherry red &amp; white opal

**YOUGHIOGHENY SHEET SIZES:**

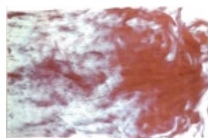
<input checked="" type="checkbox"/>	Small	8 x 12"	0.67 sq ft
<input checked="" type="checkbox"/>	Medium	16 x 12"	1.33 sq ft
<input checked="" type="checkbox"/>	Large	16 x 24"	2.67 sq ft
<input checked="" type="checkbox"/>	Stock Sheets	24 x 36"	6.00 sq ft



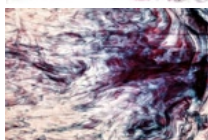
## YOUGHIOGHENY TRUE DICHROIC

True Dichro glass is a scientific breakthrough for art glass manufacturing. This glass changes in both color and opacity depending on the surrounding light. It will appear opaque and soft in reflected light and more vibrant with pinks, purples, blues and yellows in natural daylight and transmitted light. Each sheet of glass is a work of art within itself and will have some variations within and between sheets. **NOTE:** Each picture shows the same piece of glass lit from the front with a camera flash and then backlit from the back with sunlight.

Reflected light  
(flash)

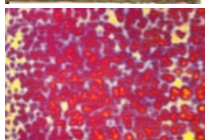


Transmitted light  
(sunlight)




**YG 009 TD**  
clear with red

CODE=E



**YG 500 TD**  
yellow

CODE=E




**YG 503 TD**  
yellow with deep purple

CODE=E



**YG 504 TD**  
yellow with emerald green

CODE=E




**YG 506 TD**  
yellow with cobalt blue

CODE=E

Reflected light  
(flash)

Transmitted light  
(sunlight)

Reflected light  
(flash)





Transmitted light  
(sunlight)




**YG 510 TD**  
yellow with white

CODE=E




**YG 516 TD**  
yellow with white and cobalt blue

CODE=E



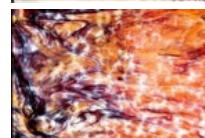
**YG 536 TD**  
yellow with deep purple and cobalt blue

CODE=E



**YG 546 TD**  
yellow with emerald green and cobalt blue

CODE=E



**YG 590 TD**  
yellow with red

CODE=E

Reflected light  
(flash)

Transmitted light  
(sunlight)

Reflected light  
(flash)




Transmitted light  
(sunlight)




**YG 591 TD**  
yellow with red and white

CODE=E





**YG 593 TD**  
yellow with red and deep purple

CODE=E




**YG 594 TD**  
yellow with red and emerald green

CODE=E



**YG 596 TD**  
yellow with red and cobalt blue

CODE=E



**YG 900 TD**  
red

CODE=E

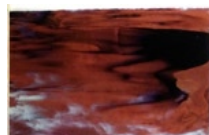
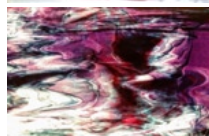
Reflected light  
(flash)

Transmitted light  
(sunlight)

### YOUGHIOGHENY TRUE DICHROIC SHEET SIZES:

<input checked="" type="checkbox"/>	Small	9 x 13"	0.82 sq ft
<input checked="" type="checkbox"/>	Medium	13 x 18"	1.63 sq ft
<input checked="" type="checkbox"/>	Large	n/a, see stock sheets	
<input checked="" type="checkbox"/>	Stock Sheets	18 x 27"	3.38 sq ft

**Youghioghenny True Dichroic Stock Sheets are sold by the sheet.** Sheet sizes shown above are approximate and may vary.

Reflected light  
(flash)Transmitted light  
(sunlight)**YG 903 TD**



red with deep purple

CODE=E

**YG 904 TD**

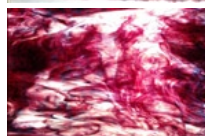
red with emerald green

CODE=E

**YG 906 TD**


red with cobalt blue

CODE=E

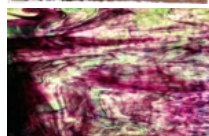
**YG 910 TD**

red with white

CODE=E

**YG 913 TD**red with white and deep  
purple



CODE=E

Reflected light  
(flash)Transmitted light  
(sunlight)**YG 914 TD**red with white and emerald  
green

CODE=E

**YG 916 TD**red with white and cobalt  
blue

CODE=E

**YG 946 TD**red with emerald green and  
cobalt blue

CODE=E

Reflected light  
(flash)Transmitted light  
(sunlight)Reflected light  
(flash)Transmitted light  
(sunlight)**YOUGHIOGHENY TRUE DICHROIC SHEET SIZES:**

<input checked="" type="checkbox"/> Small	9 x 13"	0.82 sq ft
<input checked="" type="checkbox"/> Medium	13 x 18"	1.63 sq ft
<input checked="" type="checkbox"/> Large	n/a, see stock sheets	
<input checked="" type="checkbox"/> Stock Sheets	18 x 27"	3.38 sq ft

**Youghioghenny True Dichroic Stock Sheets are sold by the sheet.** Sheet sizes shown above are approximate and may vary.



## OCEANA GLASS

### Now Made By Youghioghenny

**OCEANA GLASS** has been a popular art glass, especially on the west coast of the US. Limited production made this beautiful glass tough to get. Since Youghioghenny has restarted production of this glass on the east coast, supply is less of a problem. Oceana is used extensively for window and lampshade work, wherever natural coloration and shading are desired.

**OCEANA MOTTLE GLASS** has a soft feel with a wispy background showing between mottled areas. Many colors have highlights of red or yellow

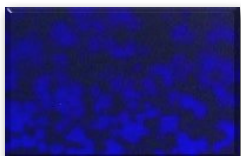
*Oceana*

### 300— SERIES SINGLE COLOR




**OG 301**  
light copper blue (turquoise)

CODE=A



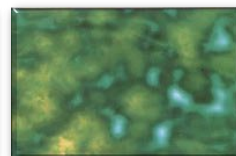
**OG 302**  
cobalt blue with white highlights

CODE=A



**OG 303**  
silver yellow, a soft yellow with brown overtones

CODE=A




**OG 324**  
teal copper green (with turquoise and yellow highlights)

CODE=A




**OG 325**  
deep chrome green (with yellow highlights)

CODE=A




**OG 350**  
cadmium orange mottled

CODE=A



**OG 363**  
dark copper (brownish) red

CODE=A



**OG 390**  
opal white


CODE=A

#### OCEANA SHEET SIZES:


<input checked="" type="checkbox"/> Small	8 x 13"	0.82 sq ft
<input checked="" type="checkbox"/> Medium	13 x 18"	1.63 sq ft
<input checked="" type="checkbox"/> Large	n/a, see stock sheets	
<input checked="" type="checkbox"/> Stock Sheets	18 x 27"	3.38 sq ft

*Oceana Stock Sheets are sold by the sheet.* Sheet sizes shown above are approximate and may vary.

### 700— SERIES THREE COLOR MIXES



**OG 700**  
white opal, dark red and yellow  
CODE=B




**OG 701**  
white opal, silver yellow and gold pink  
CODE=D



**OG 702**  
copper blue, yellow and gold pink  
CODE=D



**OG 706**  
white opal, green and cobalt blue  
CODE=B




**OG 708**  
copper and cobalt blues, dark green w/white highlights  
CODE=B




**OG 710**  
white opal, dark green and dark red  
CODE=B



**OG 712**  
copper blue, med green and red w/white highlights  
CODE=B




**OG 714**  
red, cobalt blue and green  
CODE=B




**OG 718**  
white opal, green and brown  
CODE=B



**OG 720**  
silver yellow, red and cobalt blue  
CODE=B



**OG 724**  
white opal, orange and green with yellow highlights  
CODE=B



**OG 730**  
silver yellow, red and green with white highlights  
CODE=B




### 600—SERIES TWO COLOR MIXES




**OG 600**  
silver yellow with dark red  
running through  
CODE=A




**OG 601**  
white opal with gold pink  
mottling  
CODE=D



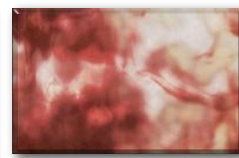
**OG 602**  
white opal and gold purple, a  
rich combination  
CODE=D



**OG 603**  
white opal and dark green  
with yellow highlights  
CODE=A



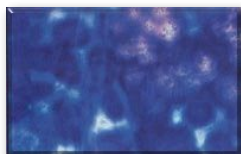
**OG 604**  
silver yellow and cobalt blue  
CODE=A



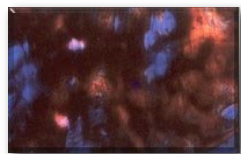
**OG 605**  
white opal and deep dark red  
CODE=A



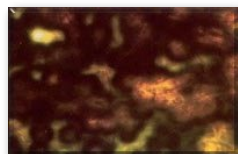
**OG 607**  
copper blue and silver yellow  
CODE=A



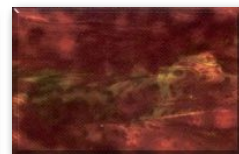
**OG 608**  
copper blue and cobalt blue,  
with white highlights  
CODE=A



**OG 609**  
dark copper red on cobalt  
blue  
CODE=A



**OG 610**  
dark green and brown (old  
leaves)  
CODE=A



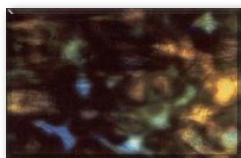
**OG 611**  
dark red with chrome (deep)  
green  
CODE=A




**OG 613**  
copper blue with dark green  
and yellow highlights  
CODE=A



**OG 614**  
white opal and cobalt blue  
CODE=A



**OG 615**  
dark green and cobalt blue, a  
dark combination  
CODE=A



**OG 619**  
white opal and silver yellow  
with brownish highlights  
CODE=A



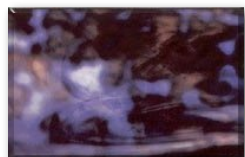
**OG 620**  
white opal and copper blue  
CODE=A



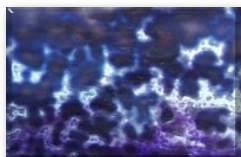
**OG 621**  
white opal and cadmium  
orange w/yellow highlights  
CODE=A



**OG 622**  
silver yellow and orange, a  
warm and earthy mix  
CODE=A



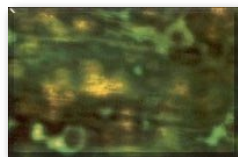
**OG 624**  
white opal and manganese  
purple w/dark highlights  
CODE=A



**OG 625**  
copper blue and purple  
CODE=A



**OG 627**  
silver yellow and dark green  
CODE=A



**OG 628**  
teal green with dark green, a  
great foliage color  
CODE=A



**OG 633**  
cadmium orange and  
green—fall foliage  
CODE=A

#### OCEANA SHEET SIZES:

<input checked="" type="checkbox"/> Small	8 x 13"	0.82 sq ft
<input checked="" type="checkbox"/> Medium	13 x 18"	1.63 sq ft
<input checked="" type="checkbox"/> Large	n/a, see stock sheets	
<input checked="" type="checkbox"/> Stock Sheets	18 x 27"	3.38 sq ft

**Oceana Stock Sheets are sold by the sheet.** Sheet sizes shown above are approximate and may vary.

## ARCHITECTURAL GLASS

Made by Pilkington, Vasa & Glaverbel, Architectural Glass features bright textures on clear glass. This glass offers plenty of light transmission with great obscurity. Most AG glass is 3 to 4 mm thick (about 1/8 to 5/32").



**AG 01**  
everglade  
code AG

15% actual size




**AG 02**  
autumn  
code AH

15% actual size



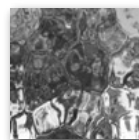
**AG 03**  
sycamore  
code AH

15% actual size




**AG 05**  
cotswold  
code AE

15% actual size



**AG 08**  
English Flemish  
code AH

10% actual size




**AG 11**  
1/2" reeded  
code AA

15% actual size



**AG 12**  
floreal  
code AA

15% actual size



**AG 17**  
corduroy (9 reeds/inch)  
code AB


25% actual size



**AG 18**  
morisco

code AA

20% actual size



**AG 22**  
sparkolite

code AA

20% actual size



**AG 27**  
tafetta

code AH

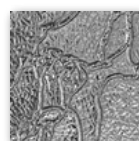
10% actual size



**AG 33**  
winterlake (glacier)

code AD


33% actual size



**AG 70**  
faux crackle bright


code AA

33% actual size



**AG 71**  
faux crackle  
sandblasted  
code AC


15% actual size



**AG 85**  
Chinchilla

code AA


10% actual size



**AG 100 SDY**  
clear seedy


code AE

20% actual size



**AG 101**  
austral (1/2" cross-  
reeded)  
code AA

15% actual size



**AG 116**  
swirl (similar to  
Baroque)  
code AA

10% actual size

### ARCHITECTURAL GLASS SHEET SIZES:

<input checked="" type="checkbox"/> Small	8 x 12"	0.67 sq ft
<input checked="" type="checkbox"/> Medium	16 x 12"	1.33 sq ft
<input checked="" type="checkbox"/> Large	16 x 24"	2.67 sq ft
<input checked="" type="checkbox"/> Stock Sheets	varies	

**Note:** Factory sheet sizes vary from shipment to shipment. Please call for current sheet sizes.

## RESTORATION-STYLE GLASS

Several manufacturers produce machine rolled products that have the look of old, mouth-blown window glass but without the hefty mouth-blown price tag.

**Restover**® Machine Drawn restoration-style glass is the glass of choice for restoration of pieces from about 1900-1950. A distinctive drawn and fire polished glass adds beauty and elegance to any light restoration project where early 1900's authenticity is required. It features a subtle wave and no seeds or defects, as illustrated above. Made in Germany by Schott Glass.

# AG 106 Restover Restoration Glass code RA

# AG 107 Restover Plus Restoration Glass (with more distortion) code RB

**GoetheGlas** is a colorless, drawn glass with the irregular surface characteristic of window glass common to the 18th and 19th centuries. It can also be used to protect precious, leaded glazing from the elements and other adverse environmental conditions. Made in Germany by Schott Glass.

# AG 111 GoetheGlas (4.5mm thick) code RC



### RESTOVER/RESTOVER PLUS SHEET SIZE:

<input checked="" type="checkbox"/> Small	8 x 12"	0.67 sq ft
<input checked="" type="checkbox"/> Medium	16 x 12"	1.33 sq ft
<input checked="" type="checkbox"/> Large	16 x 24"	2.67 sq ft
<input checked="" type="checkbox"/> Stock Sheets	29 1/2 x 39 1/2"	8.10 sq ft*

\* Stock sheet sizes may vary. Larger stock sheets may be available.

### GOETHEGLAS SHEET SIZE:

<input checked="" type="checkbox"/> Small	8 x 12"	0.67 sq ft
<input checked="" type="checkbox"/> Medium	16 x 12"	1.33 sq ft
<input checked="" type="checkbox"/> Large	16 x 24"	2.67 sq ft
<input checked="" type="checkbox"/> Stock Sheets	29 x 41"	8.26 sq ft*

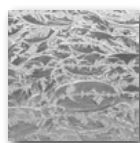
\* Stock sheet sizes may vary.

## GLUE CHIP GLASS


**GLUE CHIP GLASS** makes outstanding backgrounds, especially in cabinet doors. The texture is obscure but lets lots of light through. Very easy cutting.

**SINGLE CHIP** is made by a special process that peels chips of glass from the surface, giving the random, feathery texture.

**DOUBLE CHIP** is Single chip run through the process twice, producing a brighter, less defined texture.



**CP 01**  
clear single chip  
code A



**CP 01 DC**  
clear double chip  
code B

**GLUE CHIP SHEET SIZES:**

<input checked="" type="checkbox"/>	Small	8 x 12"	0.67 sq ft
<input checked="" type="checkbox"/>	Medium	16 x 12"	1.33 sq ft
<input checked="" type="checkbox"/>	Large	16 x 24"	2.67 sq ft
<input checked="" type="checkbox"/>	Stock Sheets	24 x 36"	6.00 sq ft

## ANTIQUE GLASS

## Selected Flashed Glass and Drawn Antique

**DRAWN ANTIQUES** (GNA) are made by drawing glass vertically from the furnace using a method developed in the early 20th century.

**DESAG DRAWN ANTIQUE**

GNA or German New Antique is produced by Desag. The neutral texture is great for contemporary or antique design work. Easy cutting!

NOTE: Factory numbers appear in brackets [ ] where necessary for reference.

**DESAG GNA SHEET SIZES:**

<input checked="" type="checkbox"/>	Small	8 x 12"	0.67 sq ft
<input checked="" type="checkbox"/>	Medium	16 x 12"	1.33 sq ft
<input checked="" type="checkbox"/>	Large	16 x 24"	2.67 sq ft
<input checked="" type="checkbox"/>	Stock Sheets	27 x 40"	7.50 sq ft

\* Stock sheet size may vary



**GNA 00**  
clear [0189]  
code A

## WINDOW GLASS AND MIRROR

The window glass & mirror below has been selected for its high quality and with stained glass work in mind.

## Float Glass &amp; Mirror

Float Glass (Window Glass) is offered Double Strength (3mm or 1/8") thick and Single Strength (2mm or 3/32"). Double is the same thickness as most colored glass, making foiling and leading easier and is much stronger than single strength. Float mirror is offered in Double Strength and features a heavy coating on the back to help resist scratching and corrosion of the silver. Order:

CAT #	DESCRIPTION	PRICE CODE
#0124	Single strength window	A
#0125	Double strength window	B
#0127	Double strength mirror	C

**FLOAT SHEET SIZES:**

<input checked="" type="checkbox"/>	Small	8 x 12"	0.67 sq ft
<input checked="" type="checkbox"/>	Medium	16 x 12"	1.33 sq ft
<input checked="" type="checkbox"/>	Large	16 x 24"	2.67 sq ft
<input checked="" type="checkbox"/>	Stock Sheets	24 x 48"	8.00 sq ft


**HELPFUL HINT:** For best results, always use Silver Protector (#0790) to seal the cut edges on all mirror. Or try quick drying Sprayway Mirror Sealant (#0686).




## FACETED JEWELS

These are used extensively in Victorian windows for accents. Make great angel heads.


CAT#	COLOR
15 mm ROUND JEWELS	
4600	Clear
4602	Blue
4603	Red
4604	Lt amber
4606	Green
4607	Amethyst
4608	White opal
4609	Gold pink
20 mm ROUND JEWELS	
4610	Clear
4612	Blue
4613	Red
4614	Lt amber
4616	Green
4617	Amethyst
4618	White opal
4619	Gold pink
25 mm ROUND JEWELS	
4620	Clear
4622	Blue
4623	Red
4624	Lt amber
4626	Green
4627	Amethyst
4628	White opal
4629	Gold pink
30 mm ROUND JEWELS	
4630	Clear
4632	Blue
4633	Red
4634	Lt amber
4636	Green
4637	Amethyst
4638	White opal
4639	Gold pink




15mm Round



20mm Round




25mm Round



30mm Round

CAT#	COLOR
35 mm ROUND JEWELS	
4640	Clear
30x40 mm OVAL JEWELS	
4660	Clear
4662	Blue
4663	Red
4664	Lt amber
4666	Green
4667	Amethyst
4668	White opal
4669	Gold pink
24x40 mm TEAR DROP JEWELS	
4670	Clear
4672	Blue
4673	Red
4674	Lt amber
4676	Green
4677	Amethyst
4678	White opal
4679	Gold pink
25x25 mm SQUARE JEWELS	
4680	Clear
4682	Blue
4683	Red
4684	Lt amber
4686	Green
4687	Amethyst
4688	White opal
4689	Gold pink



35mm Round




30x40mm Oval



24x40mm Teardrop



25mm Square



Faceted Jewels shown  
approximate actual size.




CLEAR




BLUE



RED



LT AMBER



GREEN



AMETHYST



WHITE OPAL



GOLD PINK

## STOCK BEVELS

Use Stock Bevels to produce beautiful, sparkling windows at a very reasonable cost.

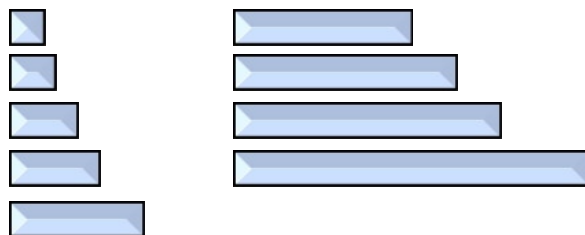
Bevels have a 1/2" wide bevel on 3/16" thick plate glass. Dimensions are listed in the order A, B, C, D as shown in the drawing for each shape.

Use the Cat # shown to order individual pieces. Add the digit "3" to the end of the Cat # to order a box of 30 bevels, all the same size, for maximum savings. EXAMPLE: To order individual 2x2 bevels, use Cat # 5550. To order a box of thirty 2x2 bevels, use Cat# 55503.

## CAT# SIZE

## 3/4" SERIES STOCK BEVELS

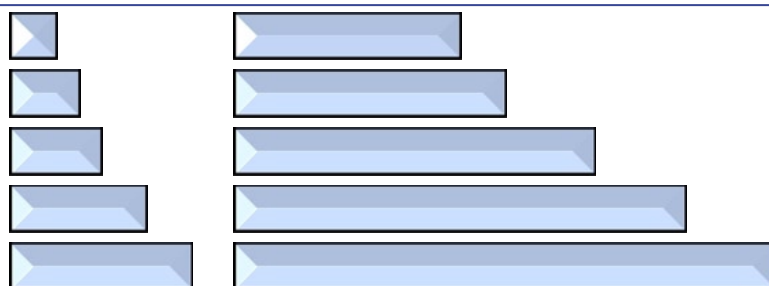
5500	3/4 x 3/4 Square
5501	3/4 x 1 Rectangle
5502	3/4 x 1-1/2 Rectangle
5503	3/4 x 2 Rectangle
5504	3/4 x 3 Rectangle
5505	3/4 x 4 Rectangle
5506	3/4 x 5 Rectangle
5507	3/4 x 6 Rectangle
5509	3/4 x 8 Rectangle



Stock Bevels are  
shown approximately  
25% of actual size.

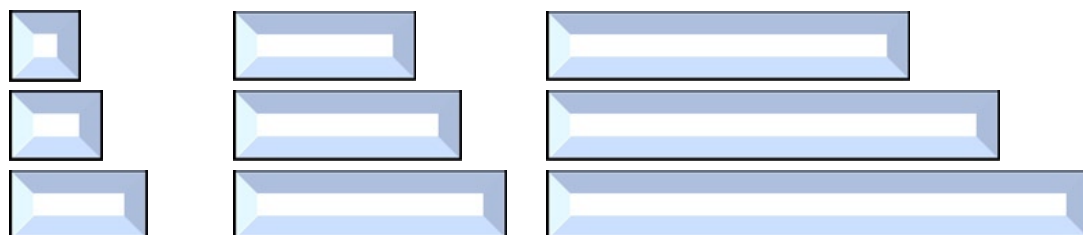
## 1" SERIES STOCK BEVELS

5520	1 x 1 Square
5521	1 x 1-1/2 Rectangle
5522	1 x 2 Rectangle
5523	1 x 3 Rectangle
5524	1 x 4 Rectangle
5525	1 x 5 Rectangle
5526	1 x 6 Rectangle
5528	1 x 8 Rectangle
5530	1 x 10 Rectangle
5532	1 x 12 Rectangle



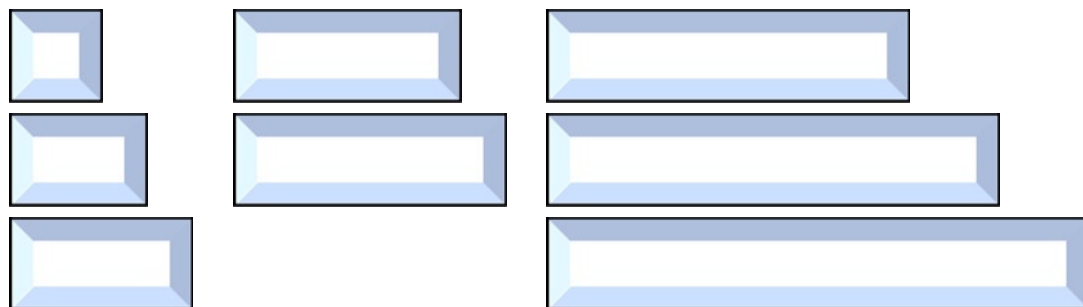
## 1-1/2" SERIES STOCK BEVELS

5540	1-1/2 x 1-1/2 Square
5541	1-1/2 x 2 Rectangle
5542	1-1/2 x 3 Rectangle
5543	1-1/2 x 4 Rectangle
5544	1-1/2 x 5 Rectangle
5545	1-1/2 x 6 Rectangle
5546	1-1/2 x 8 Rectangle
5547	1-1/2 x 10 Rectangle
5548	1-1/2 x 12 Rectangle



## 2" SERIES STOCK BEVELS

5550	2 x 2 Square
5551	2 x 3 Rectangle
5552	2 x 4 Rectangle
5553	2 x 5 Rectangle
5554	2 x 6 Rectangle
5555	2 x 8 Rectangle
5556	2 x 10 Rectangle
5557	2 x 12 Rectangle



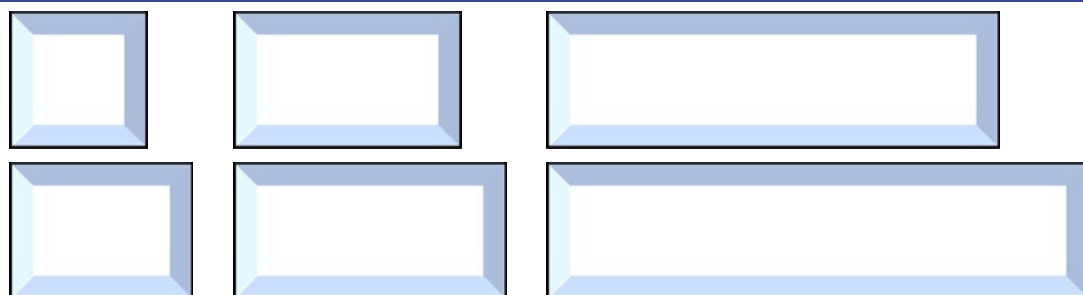
## 2-1/2" SERIES STOCK BEVELS

5559	2-1/2 x 2-1/2 Square
------	----------------------



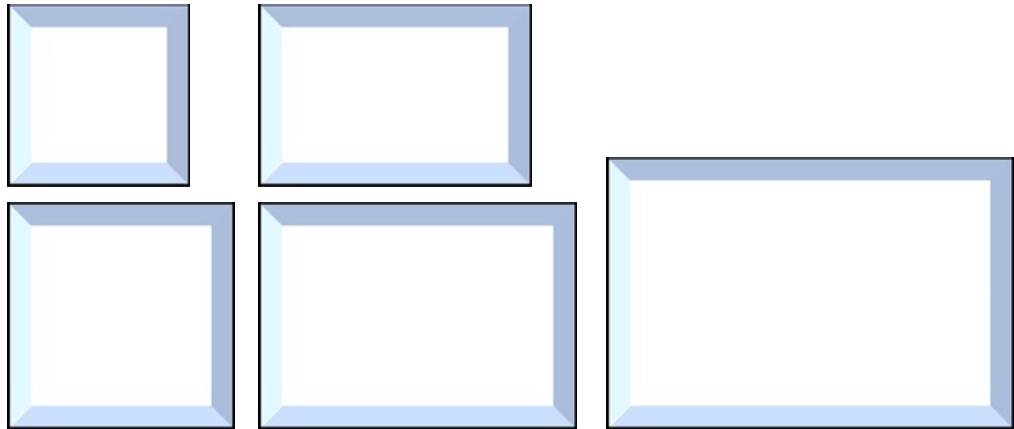
## 3" SERIES SQUARES &amp; RECTANGLES

5560	3 x 3 Square
5561	3 x 4 Rectangle
5562	3 x 5 Rectangle
5563	3 x 6 Rectangle
5564	3 x 10 Rectangle
5565	3 x 12 Rectangle



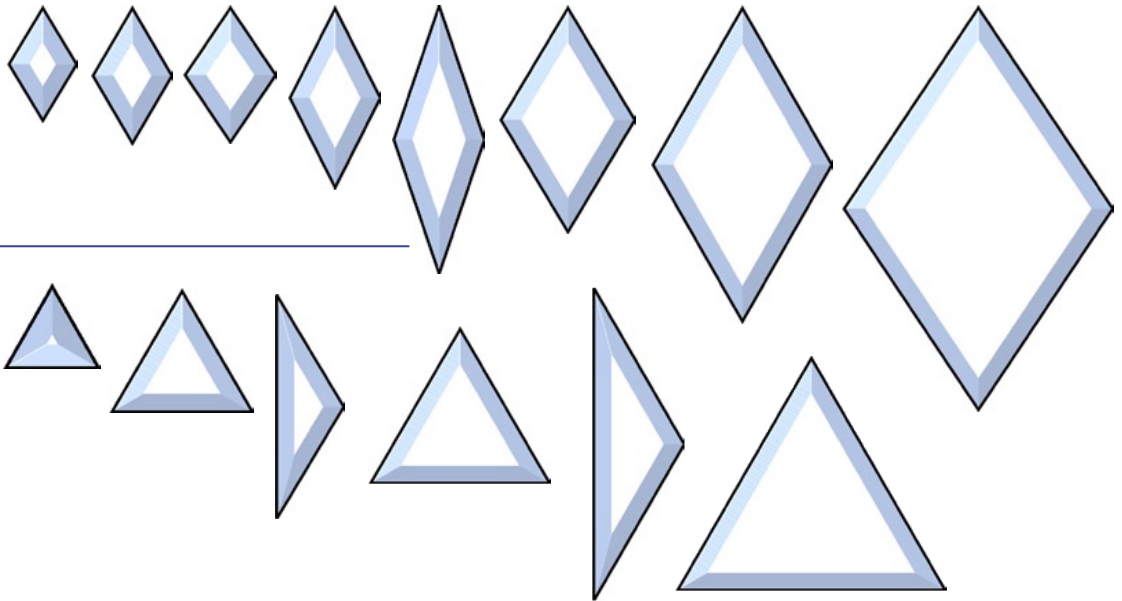
**CAT# SIZE**  
**LARGE FORMAT SQUARES & RECTANGLES**

5570	4 x 4 Square
5571	4 x 6 Rectangle
5575	5 x 5 Square
5576	5 x 7 Rectangle
5577	6 x 9 Rectangle



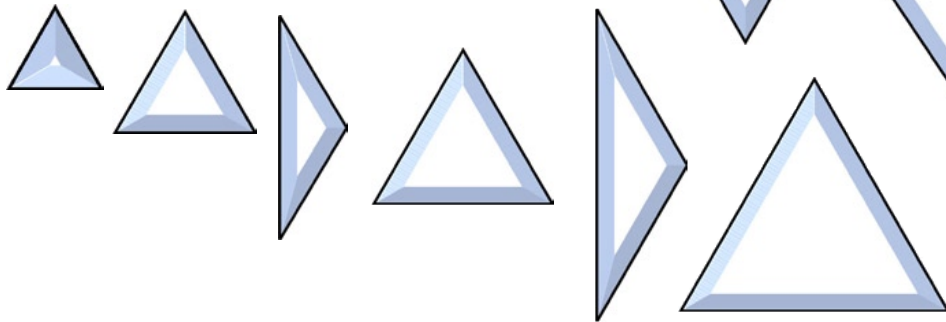
**DIAMONDS**

5580	1-1/2 x 2-1/2 Diamond
5581	1-3/4 x 3 Diamond
5582	2 x 3 Diamond
5583	2 x 4 Diamond
5586	2 x 6 Diamond
5584	3 x 5 Diamond
5585	4 x 7 Diamond
5587	6 x 9 Diamond



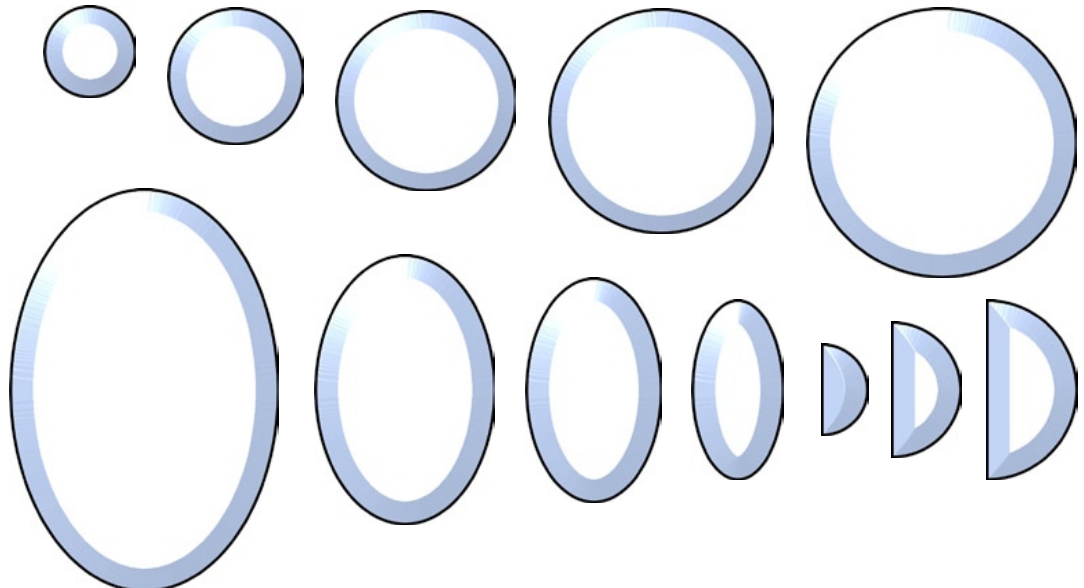
**TRIANGLES**

5589	2 x 2 x 2
5590	3 x 3 x 3
5591	3 x 3 x 5 (split 3x5 diamond)
5592	4 x 4 x 4
5593	4 x 4 x 7 (split 4x7 diamond)
5596	6 x 6 x 6



**CIRCLE, HALF CIRCLE & OVAL BEVELS**

5622	2" Circle
5623	3" Circle
5624	4" Circle
5625	5" Circle
5626	6" Circle
5628	8" Circle
5650	2" Half Circle
5651	3" Half Circle
5652	4" Half Circle
5632	2 x 4 Oval
5633	3 x 5 Oval
5634	4 x 6 Oval
5636	6 x 9 Oval






CAT#	SIZE
<b>GLUE CHIP SQUARES &amp; RECTANGLES</b>	
5750	2 x 2" Glue Chip Square
5752	2 x 4" Glue Chip Rectangle
5754	2 x 6" Glue Chip Rectangle
5760	3 x 3" Glue Chip Square
5770	4 x 4" Glue Chip Square

<b>GLUE CHIP DIAMONDS</b>	
5784	3 x 5 Glue Chip Diamonds
5785	4 x 7 Glue Chip Diamonds
5787	6 x 9 Glue Chip Diamonds

<b>GLUE CHIP CIRCLES</b>	
5724	4" Glue Chip Circle



Stock Bevels are shown approximately 25% of actual size.

## BEVEL CLUSTERS

### Add Class with Bevel Clusters

Bevel Clusters add a touch of elegance to cabinet doors, entry ways and windows. Use with a beveled border to achieve a dramatic effect. All Bevel Clusters are made with a 1/2" wide bevel on 3/16" float glass.

### Buds & Butterflies

A refreshing look in bevel clusters! The three butterfly clusters make quick and easy projects ... there's just four pieces to do up. Use the #1059 Bug Antennae (pre-formed brass wire) for detail! The flowers have eight pieces or less.



#BB-01  
5 1/4 x 7 1/2", 4 pieces  
antenna sold separately



#BB-08  
4 1/4 x 6 1/4", 4 pieces  
antenna sold separately



#BB-05  
4 x 6 3/4", 4 pieces  
antenna sold separately



#1059  
1 1/2 x 1 1/2", Brass Antennae



#BD-01  
DAFFODIL  
10 1/2 x 5 3/4", 8 pieces



#BI-03  
IRIS  
10 3/4 x 7 1/4", 8 pieces



#BT-02  
TULIP  
10 1/4 x 5", 5 pieces

Bevel Clusters are shown approximately 15% of actual size.

### Itty Bitty Clusters

These mini bevel clusters are so cute and affordable! Perfect for small panels, cabinet doors ... even jewelry boxes.



#IB-01  
3 x 5 3/4"  
6 pieces



#IB-08  
5 1/2 x 4-1/8"  
3 pieces



#IB-09  
6 1/2 x 3 3/4"  
4 pieces



#IB-12  
6 3/4 x 4 3/4"  
4 pieces



#IB-06  
4 1/2 x 5 1/4"  
3 pieces

### Krystal Motifs

These three piece bevel sets provide a quick and easy decorative suncatcher. The designs allow you to use standard 18-20 mm crystals in the center and you can suspend other crystals from the bottom. Brilliant prisms and rainbows will be created when the sunlight hits the crystals and the bevels, STUNNING!



Crystals sold separately  
see p. J-6

#KM-11  
6 1/2 x 2 1/4"  
each piece  
set of 3 pcs



Crystals sold separately  
see p. J-6

#KM-14  
7 1/4 x 2"  
each piece  
set of 3 pcs

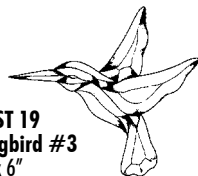
## GST Bevel Clusters

The GST Series bevel cluster line includes the fanciful designs found in A Break in Time (#1179), Work in Progress (#1185), Northern Lights (#1180), The Next Book (#1170) and the Studio Design Series 1-3 (#1167-1169). Where else could you find a polar bear bevel cluster?

### BIRD CLUSTERS:

Bevel Clusters are shown approximately 15% of actual size.

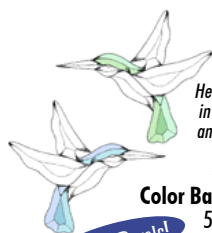
#GST 19  
Hummingbird #3  
6 x 6"  
7 pieces



#GST 4  
Hummingbird  
4 1/4 x 6"  
6 pieces



as seen in  
Studio Design Series #1  
(#1168)



Head and tail are done in color, 1 bird in blue and the other in green


#GST 106C  
Color Backed Hummingbirds  
5 1/2 x 4 3/4" each  
14 pcs total

Colored Bevels!


#GST 9  
Large Hummingbird  
6 x 9"  
24 pieces



as seen in  
Studio Design Series #2  
(#1169)



#GST 12  
Eagle #2  
18 x 17"  
44 pieces



as seen in  
Studio Design Series #2  
(#1169)



#GST 114CL  
Songbirds, facing left  
5 1/2 x 3 3/4" & 4 1/2 x 5 3/4"  
17 pieces total



Upright Songbird is gray and clear bevels, Nesting Songbird has turquoise and clear bevels

#GST 114CR  
Songbirds, facing right  
5 1/2 x 3 3/4" & 4 1/2 x 5 3/4"  
17 pieces total

Upright Songbird is turquoise and clear bevels, Nesting Songbird has gray and clear bevels



as seen in  
The Next Book (#1170)



#GST 2L  
Dove, facing left  
10 3/4 x 4 3/4"  
12 pieces  
Also available as #GST 2R, facing right.



as seen in  
Work In Progress  
(#1185)

#GST 7R  
Dove Facing Right  
6 3/4 x 4 3/4"  
5 pieces



Also available as #GST 7L Dove, Facing Left.

as seen in  
Northern Lights  
(#1180)



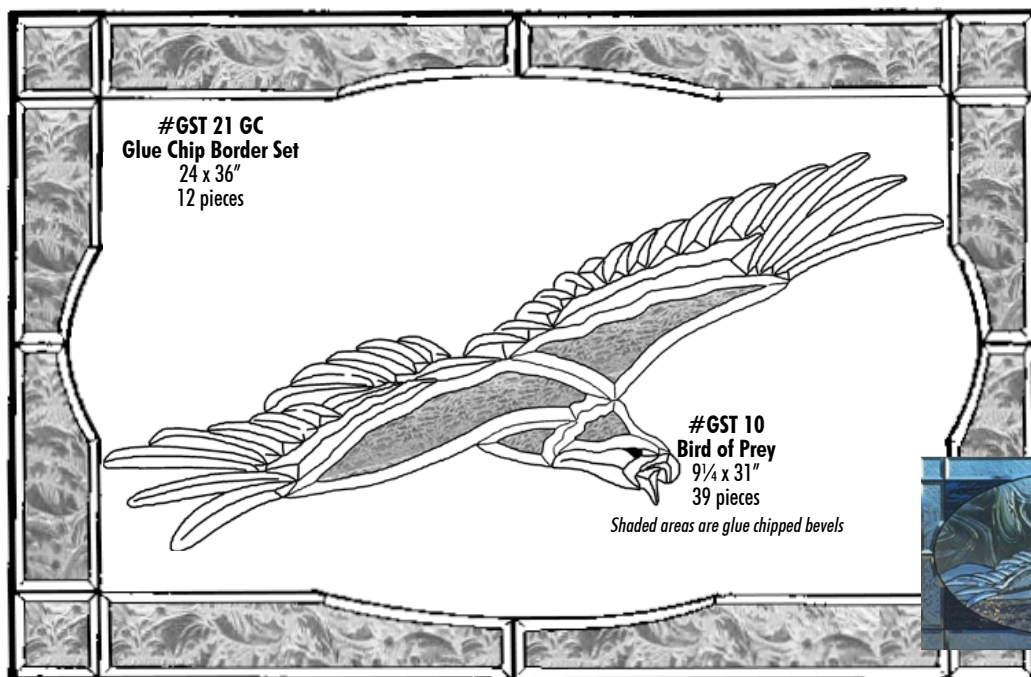
#GST 8  
Flying Dove  
9 x 10"  
10 pieces



as seen in  
Work In Progress  
(#1185)



#GST 21 GC  
Glue Chip Border Set  
24 x 36"  
12 pieces



#GST 10  
Bird of Prey  
9 1/4 x 31"  
39 pieces

Shaded areas are glue chipped bevels



as seen in  
Work In Progress  
(#1185)





**#GST 15L**  
**Peacock, facing left**  
9 x 29"  
18 pieces

Also available as **#GST 15R**,  
facing right



as seen in  
Studio Design Series #1 (#1168)  
& 2 (#1169)



**#GST 18R**  
**Blue Heron, facing right**  
12 x 31"  
23 pieces

Also available as **#GST 18L**,  
facing left



as seen in  
Studio Design Series  
#3 (#1167)

as seen in  
Studio Design Series  
#3 (#1167)



**#GST 17R**  
**Loon**  
6 x 13"  
15 pieces

Also available as  
**#GST 17L**, facing left



Colored Bevels!

**GST 136C**  
**Cockatiel**  
8"W x 17"H  
31 pieces



**#GST 27**  
**Owl**  
7 3/4 x 11"  
15 pieces




Colored Bevels!

**GST 140C**  
**Bluejay**  
10"W x 6-5/8"H  
13 pieces

### BUGS & BUTTERFLIES:

**#GST 3**  
**Butterfly**  
6 3/4 x 6 1/4"  
9 pieces



as seen in  
Studio Design Series  
#1 (#1168)

**#GST 113C**  
**Three Butterflies**  
4 x 2 3/4"  
12 pieces total

One butterfly is in clear glue  
chipped bevels, one is in jade  
and one is in sapphire (aqua-  
blue) beveled glass



Colored Bevels!

**#GST 6**  
**Dragonfly**  
6 x 9 3/4"  
10 pieces

Wings are clear glue  
chipped bevels



as seen in  
Studio Design Series  
#2 (#1169)

**#GST 129C**  
**Bumble Bee**  
7 1/2 x 4"  
11 pieces


Bee body is yellow and gray  
bevels, wings are made from  
clear glue chipped bevels.



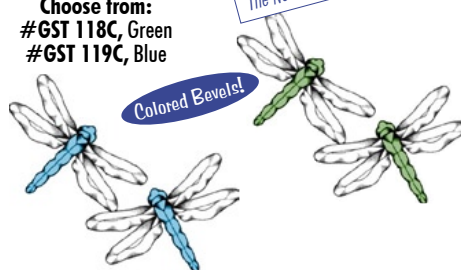
Colored Bevels!

**DAMSELFLIES:**  
Sold as a set of 2 with  
clear wings and engraved  
color bodies.  
5 1/2 x 3 1/2" each  
12 pieces total/set

Choose from:  
**#GST 118C**, Green  
**#GST 119C**, Blue



as seen in  
The Next Book (#1170)



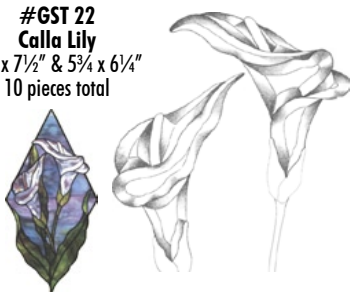
Colored Bevels!

Bevel Clusters are  
shown approximately  
15% of actual size.

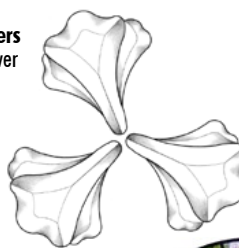


PLANTS & FLOWERS

**#GST 22**  
**Calla Lily**  
3½ x 7½" & 5¾ x 6¼"  
10 pieces total



**#GST 24**  
**Clear Bell Flowers**  
4 x 4½" each flower  
9 pieces total



**#GST 25**  
**Clear Rose**  
6-3/8 x 6-3/8"  
14 pieces



as seen in  
The Next Book (#1170)

Bevel Clusters are  
shown approximately  
15% of actual size.



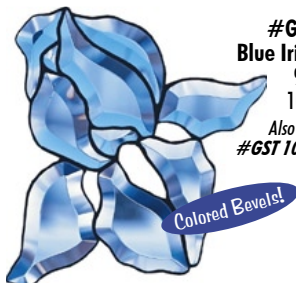
**GST 28**  
**Clear Daisies with light**  
**golden yellow centers**  
2 flowers each 9 x 2"  
16 pcs total

find 3 Daisy patterns in  
The Next Book (#1170)



**#GST 103C**  
**Blue Morning Glory**  
7½ x 6"  
9 pieces

Colored Bevels!



**#GST 102CL**  
**Blue Iris, facing left**  
9 x 10"  
10 pieces  
Also available as  
**#GST 102CR**, facing right



Colored Bevels!

**GST 122C**  
**Peach Tulips**  
2 flowers each 4 x 4"  
8 pcs total



Colored Bevels!

as seen in  
The Next Book (#1170)



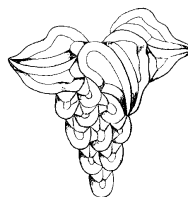
Colored Bevels!

**#GST 104C**  
**Colored Grapes**  
6½ x 6½"  
16 pieces  
Grapes are in blue and  
leaves are green

**#GST 109C**  
**Green Garden Leaves**  
4½ x 2" each leaf  
6 total leaves



Colored Bevels!



as seen in  
Northern Lights (#1180)

**#GST 5**  
**Clear Grapes**  
6½ x 6½"  
16 pieces

**GST 135C**  
**Black Eyed Susans**  
light golden yellow with  
gray centers  
2 flowers each 9 x 2"  
16 pcs total



Colored Bevels!

**#GST 142CL**  
**Left Facing**  
**Peach Orchid**  
7W x 6H"  
6 pieces




Colored Bevels!

**#GST 142CR**  
**Right Facing**  
**Peach Orchid**  
7W x 6H"  
6 pieces



Colored Bevels!

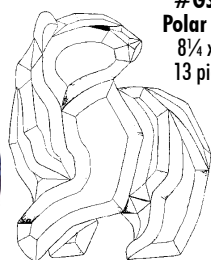


**#GST 128C**  
**Green Bamboo**  
each leaf is  
approx. 1½ x 7"  
8 pieces total  
making 7 leaves

Colored Bevels!


### ANIMALS

as seen in  
Work in Progress (#1185)



#GST 1  
Polar Bear  
8 1/4 x 7"  
13 pieces

as seen in  
Studio Design Series  
#2 (#1169)



#GST 13  
Horse  
10 x 7"  
12 pieces

#GST 111C  
Small Smoky  
Brown Deer  
9 1/2 x 12"  
12 pieces

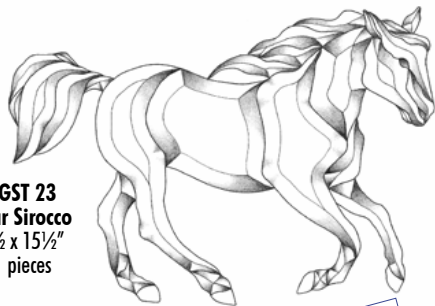
Colored Bevels!




as seen in  
The Next Book (#1170)



#GST 23  
Clear Sirocco  
10 1/2 x 15 1/2"  
31 pieces



#GST 110C  
Smoky Brown  
Sirocco  
10 1/2 x 15 1/2"  
31 pieces



Colored Bevels!

as seen in  
The Next Book (#1170)



Bevel Clusters are  
shown approximately  
15% of actual size.

#GST 112C  
Large Smoky  
Brown Deer  
11 1/2 x 14 1/2"  
12 pieces

Colored Bevels!




#GST 124C  
Ram (gray head,  
bronze horns and  
clear nose)  
10 3/4 x 13"  
15 pieces



Colored Bevels!


#GST 125C  
Grey Elephant  
with Clear Tusks  
10 x 11"  
16 pieces



Colored Bevels!

Colored Bevels!

#GST 130C  
The Buck in Clear  
& Brown with  
Grey Antlers  
11.5 x 19"  
34 pieces



as seen in  
The Big Picture (#11851)


### FROM THE SEA

#GST 11  
contains 2 clusters:  
Sea Horse  
9 1/2 x 4", 7 pieces



Sea Horse

Sea King  
24 x 12", 9 pieces

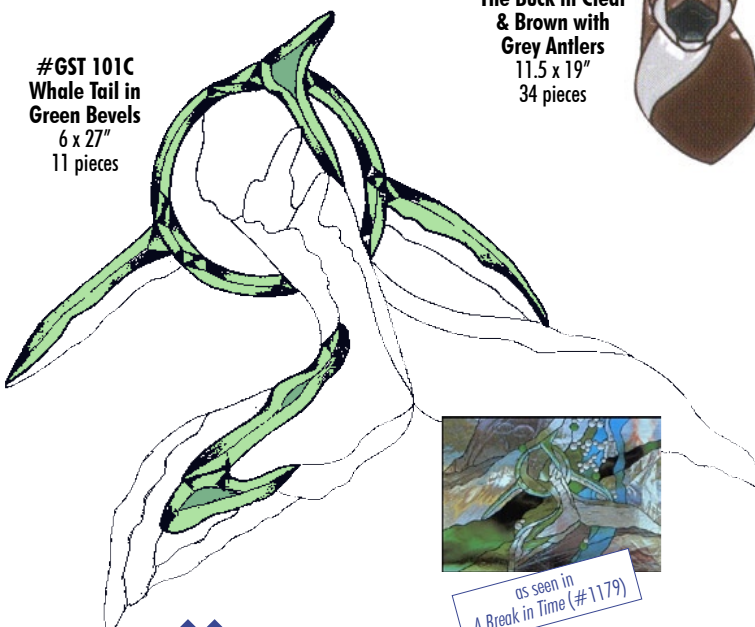


Sea King

as seen in  
Northern Lights (#1180)




#GST 101C  
Whale Tail in  
Green Bevels  
6 x 27"  
11 pieces




as seen in  
A Break in Time (#1179)



#GST 16  
Dolphin  
5 x 13"  
9 pieces




#GST 29  
Marlin  
13 x 12 3/4"  
15 pieces



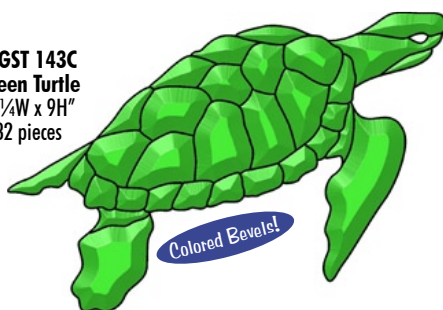
GST 126C  
Grey & Clear  
Killer Whale  
14 x 7 3/4"  
12 pieces



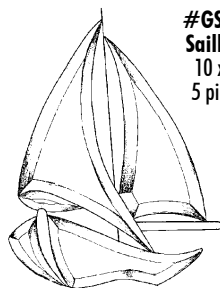
#GST 127C  
Grey & Clear Orca  
14 x 10"  
11 pieces



#GST 143C  
Green Turtle  
15 1/4" W x 9" H  
32 pieces



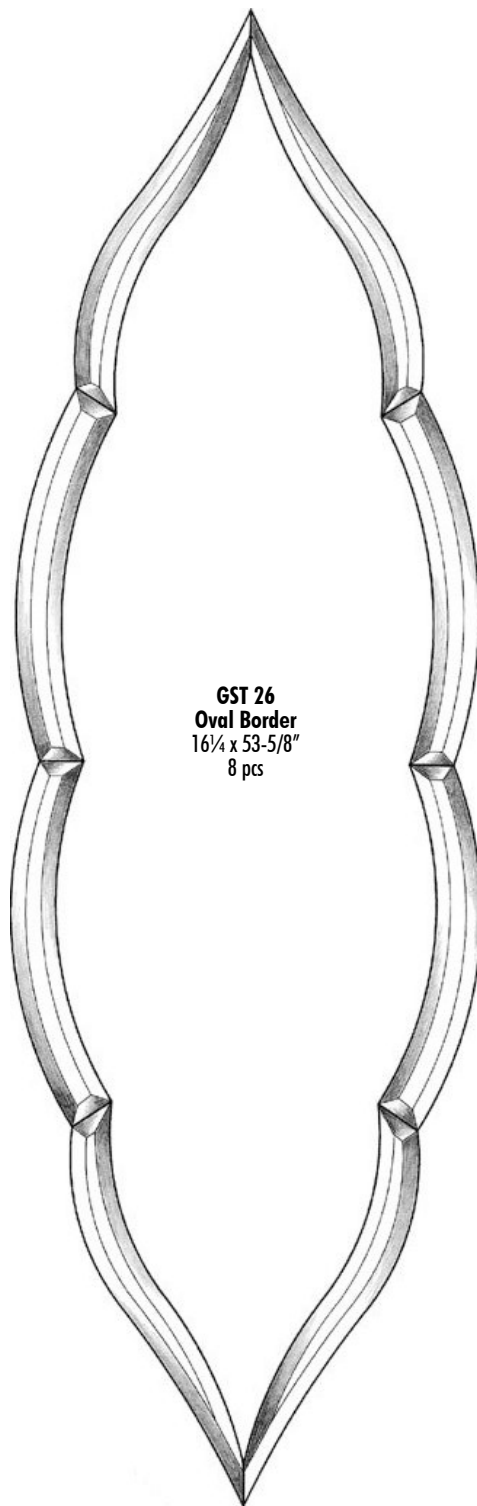
#GST 14  
Sailboat  
10 x 7"  
5 pieces



#GST 30  
Inukshuk  
8 x 11"  
9 textured  
bevel pieces



GST 26  
Oval Border  
16 1/4 x 53-5/8"  
8 pcs




Bevel Clusters are  
shown approximately  
15% of actual size.



**GST Publications Inc.**  
Publishers of Fine Stained Glass Books

Smiths of Beautifully Crafted Bevels



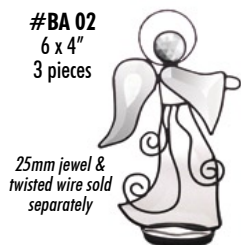
Glassmith Studios has produced a series of the most imaginative pattern books! All three pattern portfolios and four book titles feature nature themes, lots of bevels from the GST-series of bevel clusters plus outstanding photographs showing good use of glass color and texture.

## Angel and Christmas Bevel Clusters

These beautifully designed holiday favorites will surely become treasured heirlooms. All include beveled glass pieces with full sized patterns and instructions. Additional jewels, glass, tinned wire or accessories may be required to finish the projects as shown. Please order using the catalog number shown below the illustration.

These beautifully designed holiday favorites will surely become treasured heirlooms. All include beveled glass pieces with full sized patterns. Additional jewels, glass, tinned wire or accessories may be required to finish the projects as shown. Please order using the catalog number shown below the illustration.

#BA 02  
6 x 4"  
3 pieces



#BA 09  
5½ x 3½"  
3 pieces

25mm jewel & twisted wire sold separately



#BA 63  
7 x 6"  
5 pieces

30mm jewel, horn & twisted wire sold separately



#BMA 59  
set of 4 Mini Angels  
4 x 4" each, 12 pieces total

20mm jewels & twisted wire sold separately

#HB 09  
Tulip  
4 x 4¼"  
5 pieces

25mm jewel & twisted wire sold separately



#BCE 211  
Menorah  
8-3/8 x 6½"  
19 pieces



#BS 29  
Sleigh  
5 x 7½"  
3 pieces



Colored glass & nuggets sold separately



#BM 56  
Manger  
5½ x 8½"  
5 pieces

Colored glass & jewel sold separately

#BC 04  
Candy Cane  
10 x 5"  
3 pieces

Colored glass sold separately



#BC 30  
Candles  
? x ?"  
2 pieces



Colored glass & nuggets sold separately

#BT 06  
Tree  
5½ x 5½"  
4 pieces



Jewel sold separately

#BB 15  
Bell  
6½ x 5"  
2 pieces

Colored glass sold separately




Bevel Clusters are shown approximately 15% of actual size.

## Bevel Clusters

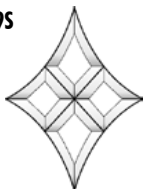
All Bevel Clusters are made with a 1/2" wide bevel on 3/16" plate glass.

### STARS:

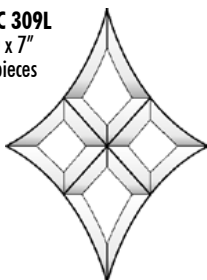
#BC 210  
7 x 8"  
12 pieces



#BC 309S  
7 x 4 3/4"  
4 pieces



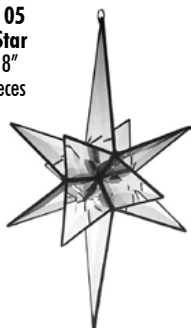
#BC 309L  
10 x 7"  
4 pieces



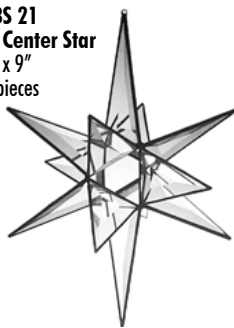
#BC 510  
10 x 8"  
8 pieces



#BS 05  
3-D Star  
10 x 8"  
12 pieces



#BS 21  
3-D Open Center Star  
11 x 9"  
12 pieces



#BS 225  
2 3/4" Stars - pack of 4  
Each star 2 3/4 x 2 1/2"  
20 total bevel pieces



#BS 226  
4 1/2" Stars - pack of 2  
Each star 4 1/2 x 4 1/4"  
10 total bevel pieces

### CELTIC:

#BC 400  
6" diameter  
9 pieces



#BC 401  
Green and Clear  
Celtic Cross  
6 1/2 x 6 1/2"  
8 pieces total



#BC 402  
Green and Clear  
Jeweled Cross  
5 1/4 x 7"  
9 pieces total



#BC 404  
Green Trefoil Cross  
5 3/4 x 5 1/4"  
6 pieces



#BC 323  
Set of 4 Green  
Shamrocks  
2 3/4 x 2 3/4"  
16 pieces total



Bevel Clusters are  
shown approximately  
15% of actual size.



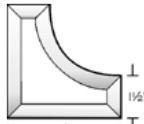
#BC 820  
Irish Claddagh  
10 x 10-3/8"  
12 pieces

### CORNERS:

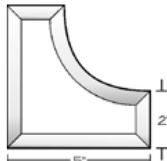
#BC 410  
3 1/2 x 1"  
4 pieces



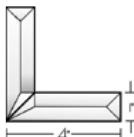
#BC 415  
4 x 1 1/2"  
4 pieces



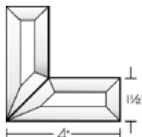
#BC 420  
5 x 2"  
4 pieces




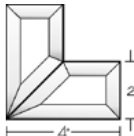
#BC 430  
4 x 4 x 1"  
8 pieces  
(4 corners)



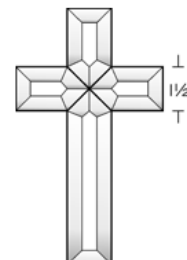
#BC 431  
4 x 4 x 1 1/2"  
8 pieces  
(4 corners)



#BC 432  
4 x 4 x 2"  
8 pieces  
(4 corners)



#BC 500  
6-7/8 x 4"  
4 pieces



#BC 501  
8-7/8 x 5 1/4"  
4 pieces

#BC 317  
12 x 5½"  
9 pieces




#BC 336  
6¾ x 18¾"  
14 pieces



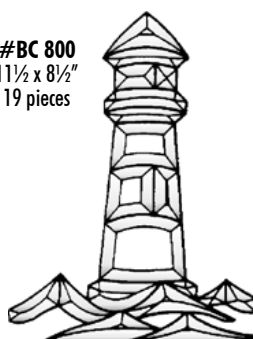
#BC 306  
6½ x 4"  
3 pieces




#BC 801  
Cape Hatteras  
18 x 12"  
25 pieces




#BC 800  
11½ x 8½"  
19 pieces



#BC 319  
12 x 12"  
16 pieces



#BC 321  
29 x 7½"  
21 pieces



Colored Bevels!

#BCH 81  
Clear Gluechip and  
Peach Heart  
8½ x 7¾"  
15 pieces



#BCE 125  
Pineapple  
6-3/8 x 9"  
15 pieces



### HEART BEVEL SETS

Each set includes 3 bevel pieces +  
1 square piece of x-thin to use for  
sandwiching dried flowers behind  
square bevel.

Sold as sets that make 4 hearts.



#BCH 02  
Small Hearts  
3¼ x 3½"



#BCH 03  
Medium Hearts  
4¾ x 5"

Bevel Clusters are  
shown approximately  
15% of actual size.


#BCH 103  
Celtic Heart  
7-7/8 x 6¼"  
12 pieces



#BCH 130  
Bevel Border Heart  
8¾ x 9"  
6 pieces




#BC 332  
8½ x 8½"  
4 pieces




### PRAIRIE BEVEL CLUSTERS:

This series has been designed with the help of Alex Spatz, author of several books on the Prairie Design. Neat and clean designs with classic lines. These modular designs can be expanded by adding additional units or by reversing or stacking designs. Order using the "PBC" catalog number below the illustrations.

#PBC 110  
11 x 5"  
9 pieces




#PBC 114  
11 x 5"  
12 pieces










***Find more Bevel Clusters in the Mika Brochure.***  
**Mika has a deep line of high quality Bevel Clusters with a wide assortment of designs for almost every situation.**




**M I K A**  
INTERNATIONAL INC

















CATALOG#	ILLUSTRATION	DESCRIPTION
#000-CLEAR CRYSTAL ICE PACK		We've packed TEN sheets of sparkling clear glass in different textures. A great package for making snowflakes, or for backgrounds. All different textures from Wissmach, Spectrum, Kokomo and others, with at least one sheet of iridized. Over \$55 value.
#000-BIGWHITE THE BIG WHITE PACKAGE		An assortment of our best selling white opals, from dense to wispy. You get 12 assorted sheets of white opals, including a sheet of iridized. May have a few duplicates, but you get the assortment you need at a price you'll love. Over \$54 value.
#000-MYSTIC WISSMACH MYSTIC PACK		There are 10 different colors of Mystic Glass in this pack. Includes a nice cross section of the 40+ newest colors from Wissmach. Cathedral Colors, Streakies and Wispy Opals with a light catspaw texture are the trademarks of Wissmach's newest line. Over \$40 value.
#YPS-02 YOUGHIOGHENY ART GLASS PACKAGE		We bring in thousands of 10x12" sheets of Youghioghenny Glass and hand select each package to give you a balanced selection of colors and textures. Each pack has 8 sheets (over 6½ sq ft) with pinks, reds and a balanced assortment of other colors. May include Youghioghenny's Restoration Glass and High Strike (mottled) Glass in smooth and ripple textures. Does NOT include their Stipple Glass (see below for our Stipple Glass Package) You get first quality Youghioghenny American Made Art Glass for about \$7.50 per sq ft. Over \$100 value.
#YPS-01 YOUGHIOGHENY STIPPLE PACKAGE		We bring in thousands of 10x12" sheets of Youghioghenny Glass and hand select each package to give you a balanced selection of colors and textures. Each pack has 10 sheets (over 8 sq ft) with premiums and a balanced assortment of other colors and styles including perhaps a sheet of ripple. You get first quality Youghioghenny Stipple Glass for less than \$8.50 per sq ft or almost 60% off regular price per sq ft. Over \$165 value
#WPS-13 WISSMACH UPS'ABLE ASSORTMENT		There are 13 different sheets of fine Wissmach Glass including Pinks, Hots, plus at least one sheet each of Victorian Mottle and English Muffle. A great way to find out just how good Wissmach Glass is! Worth nearly \$60.

CATALOG#	ILLUSTRATION	DESCRIPTION
#000-IRID IRIDIZED GLASS PACK		8 different sheets of Iridized Glass from Wissmach, Spectrum and Kokomo. Includes opals and cathedrals ... all of them are iridized. A value of over \$49
#000-WHITE WHITE PACKAGE		Whites are always good sellers! We've put FIVE different sheets of white opal in this package. Includes dense, wispy, textured and more plus one sheet is iridized! There's at least \$23 worth of glass in this package.
#000-RED RED PACKAGE		We package seven different sheets (8x10 or 8x12) from Wissmach, Kokomo and Spectrum, including opals and cathedrals. Total Value of this pack is nearly \$60.
#000-GREEN GREEN PACK		We include 5 SHEETS of leafy and foliage green glass in this package. Includes opals, cathedrals, streakies. A value of up to \$24.
#SPS-WATER SPECTRUM WATERGLASS PACK		We've packaged SEVEN sheets of Waterglass including hot and iridized colors. Spectrum's Waterglass is one of the best selling glasses we stock. Colors are bright, texture can be used just about everywhere and it cuts so easy! At least a \$39 value.
#000-ARTIQUE ARTIQUE ASSORTMENT		Spectrum's most elegant texture is Artique™! The lightly scribed lines give the feel of expensive imported antiques. We've put an assortment of seven different colors in our package. Includes at least one HOT Artique. Worth over \$49.
#000-CATH CATHEDRAL GLASS PACK		We include 13 SHEETS of cathedral glass in a wide assortment of colors. Includes hots plus at least one sheet of English Muffle Glass, Waterglass and Artique. A value of at least \$60.









CATALOG#	ILLUSTRATION	DESCRIPTION
#000-AUTUMN AUTUMN LEAVES PACK		6 sheets of Fall Foliage colors. May include brown mixes, green mixes, reds and oranges. All perfect for the fall season. There's at least \$26 worth of glass in this assortment!
#000-MISC MISCELLANEOUS TEN PACK		10 sheets of all different glass. Most colors are NON-STOCK and one of a kind items. Includes hot and iridized colors. A value of \$45 to \$55 ONE OF OUR MOST POPULAR SELECTIONS!
#000-FLWR SPRING FLORAL PACK		There are eight sheets, 8x10 to 8x12 of lovely spring floral colors. Yellow, pink, orange, green and blue for skies. Bright and fresh assortment. Total Value of this pack is over \$47.
#000-MGP MOSAIC GLASS PACK		8 sheets of Kokomo Opalumes, Wissmach solid opals, solid opal mixes and other glasses especially suited for making mosaic projects. Will include at least one HOT or IRIDIZED sheet. A value of at least \$40.
#000-VM VICTORIAN MOTTLÉ PACK		10 sheets of Wissmach's Victorian Mottlé Glass. An excellent assortment to familiarize you with this wonderful Tiffany Style Glass. Perfect for Lamp and Window work. Includes a broad assortment of colors, including hot! Sheets are 8x10 to 8x12" in size. There's at least \$47 worth of glass in this assortment!

CATALOG#	ILLUSTRATION	DESCRIPTION
#SF 96 AV AVENTURINE ASSORTMENT		You get one 6x12 of each of the three amazing aventurine colors from System 96.
#SF 96 NIP-AV AVENTURINE NIPPITS		This is a five pound box of assorted Aventurine Green, Blue and Black. Pieces are random sized but are generally 1½ to 2½ inches wide by 6 inches long. Factory packed.
#SF 96 WSP SYSTEM 96 WORKSHOP PACK		You get 30 pieces of 3mm Clear System 96 Glass. All are 6x12" and are perfect for all sorts of projects. Make up to SIXTY 6x6 projects (as shown above) with this pack! Total value is \$115.00.
#SF 96 OPAL PACK SYSTEM 96 MINI SIX PACK		Spectrum and Uroboros has done up a neat package of 6x6" mini sheets of solid opal colors, all COE 96 fusible glass. You get 20 sheets, all different colors. From soft pastels to bright primary colors. Includes HOTS and other premium colors. You get five square feet in this package. Factory packed.
#SF 96 TRANS PACK SYSTEM 96 TRANSPARENT PACK		Twenty sheets of assorted transparent colors, all COE 96 fusible glass. You end up with basically a full spectrum of transparent colors in 6x6" sheets. You get five square feet in this package.
#SF BD SYSTEM 96 BAKERS DOZEN PACKAGE		Uroboros has put together an inexpensive starter pack for System 96 that includes sheet glass, bits of stringer and noodles plus a jar of frit. A perfect kit for fusing classes - or pick one up if you're just starting out in warm glass. You get 11 sheets, 6x6 of all different colors including textures. Factory packed.
#000-ST6 Spectrum SPIRIT GLASS 6x12" ASSORTMENT		Six pieces, 6x12" of Spectrum's newest System 96 Glass - SPIRIT. Their very unique process gives you the colorful dappled effect. Each sheet is different, and includes the linear "edge effect" unique to this glass. There's 3 sq ft in each assortment. A nearly \$60 value.
#000-ST12 Spectrum SPIRIT GLASS 12x12" ASSORTMENT		Five sheets, 12x12" of Spectrum's brand new SPIRIT GLASS. Their very unique process gives you the colorful dappled effect. Each sheet is different, and includes the linear "edge effect" unique to this glass. There's 5 sq ft in each assortment. A nearly \$100 value.

CATALOG#	ILLUSTRATION	DESCRIPTION
<b>#000-OA12</b>  <b>Spectrum OPAL ART</b> <b>12x12" ASSORTMENT</b>		<p>Five sheets, 12x12" of Spectrum's bold and wildly streaky Opal Art. This new System 96 Glass has bold swirls of color that seems to do all the work for you. All sheets are different. There's 5 sq ft total. A over \$80 value.</p> 
<b>#SF 96 FR</b>  <b>FUSERS' RESERVE</b>	 <p>Products shown are representational only</p>  	<p>Fusers Reserve Packs include fusible glass like you've never seen before - and may never see again! Each pack includes:</p> <p>10 sq ft of completely different assorted System 96 glass in <u>12x12</u> sheets            Experimental mixes including Opal Art and Spirit Glass            Fusible opalescent mixes            You may never see these again!</p> <p>We've gone through dozens and dozens of these packs. The assortments are astounding and the price is right for some of the wildest fusible glass you'll find anywhere. Factory packed.</p> 
<b>#SF 96 FB10</b>  <b>FUSE BOX 10</b>		<p>A box of 10 pieces of System 96 glass, all 12x12"</p> <p>All assorted colors that includes a sheet of black and a sheet of clear. Will include transparents, opals and premium colors. Factory packed.</p> 
<b>#SF 96 FB20</b>  <b>FUSE BOX 20</b>		<p>A box of 20 pieces of System 96 glass, all 12x12"</p> <p>15 assorted colors that includes a sheet of white plus black and extra sheets of clear. Will include transparents, opals and premium colors. Factory packed.</p> 
<b>#SF 96 FR5</b>  <b>FUSERS' RESERVE</b>	 <p>Products shown are representational only</p>  	<p>Fusers Reserve Packs include fusible glass like you've never seen before - and may never see again! Each pack includes:</p> <p>5 sq ft of completely different assorted System 96 glass in <u>6x12</u> sheets            Experimental mixes including Opal Art and Spirit Glass            Fusible opalescent mixes            You may never see these again!</p> <p>We've gone through dozens and dozens of these packs. The assortments are astounding and the price is right for some of the wildest fusible glass you'll find anywhere. Factory packed.</p> 



CATALOG#	ILLUSTRATION	DESCRIPTION
<b>#SF 96 DISCOVERY</b>  <b>SYSTEM 96</b> <b>DISCOVERY PACK</b>		<p>A trial pack containing plenty to get started with System 96. This factory packed kit contains:</p> <ul style="list-style-type: none"> <li>Six 4x4 and six 6x6" squares of clear base glass</li> <li>12 pieces 6x6" of opal and transparent colors</li> <li>Assorted other glasses in several styles and sheet sizes</li> <li>Includes Specialty Glass, such as Opal Art or Spirits styles</li> <li>Samples of Papyrus kiln shelf paper</li> <li>Instructional booklet and Project Guides</li> </ul> 
<b>#SF 96 EXPLORER</b>  <b>SYSTEM 96</b> <b>EXPLORER PACK</b>		<p>provides enough System 96 glass to try your hand at many fused glass projects. This factory packed kit contains:</p> <ul style="list-style-type: none"> <li>Six 6x6" and six 4x4" clear pieces</li> <li>One 12x12" sheet of clear, white, and black</li> <li>Fourteen 6x12" sheets of assorted opal and transparent colors</li> <li>Twelve 6x6" sheets of assorted opal and transparent colors</li> <li>Plus lots of other colorful glass in different styles, shapes and sizes - including specialty glasses</li> <li>Instructional booklet with step-by-step project guides</li> <li>Samples of Papyrus kiln shelf paper</li> </ul> 
<b>#SF 96 PACK</b>  <b>SYSTEM 96 PACK</b>		<p>Includes 27 sq ft (45 lbs) of fusible System 96 glass in 12" x 12" and 6" x 12" pieces. 28 different colors, with extra clear, black and white. Includes Cathedrals, Opals, Hi-fire Iridescent and gorgeous Fracture-Streamer. Plus, the pack includes samples of glass goodies: 5 varieties of System 96 Glass Frit (5 different colors in 5 different particle sizes, a bag of "Stroodle" (Stringer &amp; Noodles) and a dazzling sample of Dichroic. A great package to get you started with COE 96. Factory packed.</p> 

CATALOG#	ILLUSTRATION	DESCRIPTION	CRATE	
			DIMENSIONS (L x W x H)	APPROX. WEIGHT
#SP-RACK SPECTRUM RACK PACK		Our best selling Factory Crated Assortment. Includes: 80 sheets 12x12", 16 different colors, 25% premium colors (hots, iridized, Baroque), no more than 5 sheets of a color, includes regular stock, T-glass and occasional experimental colors.   <i>Note: Spectrum T-Glass generally falls only slightly outside the standard color tolerances. There is no guarantee that any color of T-glass can be reproduced, therefore please do not purchase T-Glass with the intent of matching any sheet to another.</i>	19 x 15 x 17"	145 lbs
#K-PONY KOKOMO PONY CRATE		Have 100 sq ft of assorted Kokomo Glass. Hots, pinks, iridized, ripple, and more! 50 sheets 16x18" (2 sq ft each) - no more than two sheets of any color.		190 lbs
#K-COLT KOKOMO COLT CRATE		Has 75 sheets, 12x12". Twenty five each of Cathedrals, Streakies and Opals. A wide variety.		140 lbs
#WISS1 WISSMACH MINI CRATE		Wissmach Mini Crates #1 has 150 sheets, approx 5 to 8 sheets of about 20 different colors. Sheets are approximately 8x10" for a total of 84 sq ft.	28 x 15 x 15"	155 lbs
#WISS2 WISSMACH MAXI CRATE		Wissmach Maxi Crates #2 has 150 sheets, approx 5 to 8 sheets of about 20 different colors. Sheets are approximately 12x14" for a total of 175 sq ft.		330 lbs
#UR PRIME UROBOROS PRIME CUTS		This crate is Uroboros's signature art glass variety case for studios or store display containing a broad range of their best art glass styles to jazz up representational work. Includes 25 pcs 12"x12" (30.5x30.5cm), 60 pcs 9"x12" (23x30.5cm), and 50 pcs 6"x12" (15x30.5cm). Totals approx. 90 sq.ft. (8.4 sq m) or approx. 150 lbs (68kg) net wt. Colors vary.		190 lbs
#UR SHORT UROBOROS SHORT CUTS		When you want a quick boost for your studio color palette, but need a larger size, Uroboros' Short Cuts are the right at glass for you. From the mysterious to the sublime, they never fail to please! Contains 20 handpicked 'Curious' half-sheets, including one iridescent, all 15"x24" (38x61cm) each. Totals 50 sq.ft. (4.7sq m) or 83 lbs. (23kg) net wt. Colors vary.  <i>Note: Uroboros "Uncat" or Uncategorized glass are non-standard mixes, experimental, or just unique colors created either deliberately or by happenstance during the production process. They result when there are leftover components from a standard run or experimentation with new colors. These are some of our most spectacular glass sheets, and they are all one-of-a-kind. Many artists use them to broaden their palette greatly.</i>	32 x 8 x 22"	100 lbs
#UR RAINBOW UROBOROS RAINBOW MINI CRATE		Has 50 sheets, 12x12", of 12-15 styles of hand rolled glass. Includes mostly opals and opal mixes. A wide vareity of colors including many hots.	32 x 8 x 22"	100 lbs

CATALOG#	ILLUSTRATION	DESCRIPTION	CRATE	
			DIMENSIONS	APPROX. WEIGHT
#SF RACK 96 SYSTEM 96 RACK PACK		A Spectrum Rack Pack now available for fusers! Each pack contains a random assortment of 80 square feet of System 96 glass, consisting primarily of T-Glass, but can also include up to 8 sheets of assorted specialty glass (such as OpalArt, Spirit, or Fusers' Reserve). Perfect solution for one-of-a-kind projects, or fun creative pieces. 	19 x 15 x 17"	145 lbs
#SF RSVP SYSTEM 96 RANDOM SIZE VARIETY PACK		Random Size Cases have 100 sq ft of first quality System 96 Glass in assorted colors. Sheets are squared up nicely and range in size from 12x24 up to 23x24, most are in the upper end of the range. A great way to get broad assortment of System 96 colors.	30 x 11 x 32"	225 lbs
#SF RSVP OS SYSTEM 96 RANDOM SIZE VARIETY PACK - OPALART & SPIRIT		These Random Size Cases have 50 sq ft of 11 different colors of System 96 Spirit and Opal Art glasses. All sheets are squared up nicely and range in size from 12x24 up to 23x24, most are in the upper end of the range.	30 x 11 x 32"	130 lbs
#SF 96 T-STAPLES SYSTEM 96 T-GLASS STAPLES		There are 50 sheets, 24x24, of the most popular T-Glass styles in System 96. 30 sheets of 100 SFS, 10 sheets of 1009 SF and 10 sheets of 200 SFS. 	30 x 11 x 32"	345 lbs