

LAMP BASES

There's a wide variety of bases to show your lamps off! All bases are in **DARK BRONZE** finish.

Standard Lamp Bases

All bases are made from cast white metal with a dark antique bronze finish applied. All bases are lacquered to protect the special plating. Sockets and harps are also antiqued. The dark antique bronze finish harmonizes well with shades finished with copper or black patina.

ORDERING INFORMATION: All bases, sockets, harps and light clusters are finished in **DARK BRONZE**.

THE LAMP BASE DIMENSION CHART: When using the Lamp Base Dimension Chart, keep in mind the following terms:

- **CASTING HEIGHT** is the height of the base to the bottom of the socket or cluster stem.
- **TOTAL HEIGHT** is the height of the base to the top of the harp or cluster body. Does not include the height of the finial or threaded rod at the top of harps or cluster bodies.
- **HARP SIZE** Size of harp supplied is shown. [Larger bases may also be special ordered with a 2 Lite Cluster - see ordering option on pg H-3]
- **SOCKET** indicates the type of socket installed: **PT** is a Push-Thru socket, **PC** is pull chain (on all lite clusters), **3-W** is Three-Way socket for use with a 3-Way bulb.

HELPFUL HINT: When choosing the proper size base for your lamp shade, a general rule of thumb is to choose a base with a Casting Height approximately equal to the diameter of the shade. Dome shaped shades will look best on a base with a casting height equal to or slightly less than the shade diameter. Cone shaped shades look good on bases with a casting height equal to or slightly larger than the shade diameter. Use shade risers (on harps) or longer nipples (on clusters) to adjust the final height of the shade. In most cases, you will want to be sure that the bottom edge of the shade is at the same level as the top of the casting.



Classic
(#6344 shown)



Column
(#6360 shown)



Floral
(#6375 shown)



Grace
(#6366 shown)



Kelly
(#6325 shown)



Knight
(#6362 shown)



Knight
(#6363 shown)



Lily
(#6321 shown)



Lotus
(#6300 shown)





Nouveau
(#6335 shown)



Parisian
(#6356 shown)



Pompeii
(#6305 shown)



Prairie
(#6368 shown)



Provincial
(#6365 shown)



Spindle
(#6326 shown)

STANDARD LAMP BASES				
CAT #	CASTING HEIGHT	TOTAL HEIGHT	HARP SIZE	SOCKET TYPE
LOTUS				
6300	7 ³ / ₄ "	13 ³ / ₄ "	6" Harp	PT
POMPEII				
6310	16 ¹ / ₂ "	24"	7 ¹ / ₂ " Harp	3-W
6312	18"	25 ¹ / ₂ "	7 ¹ / ₂ " Harp	3-W
LILY				
6321	10"	17 ¹ / ₂ "	7 ¹ / ₂ " Harp	3-W
6322	15"	22 ¹ / ₂ "	7 ¹ / ₂ " Harp	3-W
KELLY				
6325	8 ³ / ₄ "	15 ³ / ₄ "	7" Harp	PT
SPINDLE				
6326	10 ¹ / ₂ "	18"	7 ¹ / ₂ " Harp	3-W
NOUVEAU				
6335	8"	14"	6" Harp	PT
CLASSIC				
6344	7"	13"	6" Harp	PT

STANDARD LAMP BASES				
CAT #	CASTING HEIGHT	TOTAL HEIGHT	HARP SIZE	SOCKET TYPE
PARISIAN				
6355	8"	15"	7" Harp	PT
6357	14"	21 ¹ / ₂ "	7 ¹ / ₂ " Harp	3-W
COLUMN				
6360	10"	17"	7" Harp	PT
KNIGHT				
6362	7"	13"	6" Harp	PT
6363	8 ¹ / ₂ "	15 ¹ / ₂ "	7" Harp	PT
PROVINCIAL				
6365	10 ¹ / ₂ "	18"	7 ¹ / ₂ " Harp	3-W
GRACE				
6366	8"	15"	7" Harp	PT
6367	11"	18 ¹ / ₂ "	7 ¹ / ₂ " Harp	3-W
PRAIRIE				
6372	11 ¹ / ₂ "	19"	7 ¹ / ₂ " Harp	3-W
FLORAL				
6375	9"	16 ¹ / ₂ "	7 ¹ / ₂ " Harp	3-W

2 Lite Cluster Option

Any of the above lamp bases with a casting height of 12¹/₂" or more can be special ordered with an Antique Brass 2 Lite Cluster (7¹/₂" height) rather than the traditional harp and socket. Allow 1 extra week for delivery. Order cat #63999 For Example: If you want the 14" Mission base with a 2 Lite Cluster order the following – 1 of #6370 14" Mission base AND 1 of #63999 2 Lite Cluster Option



Mission Style Lamp Base and Frame

Spectrum Glass has brought in these detailed lamp bases and frames. Made from a poly resin with an antique bronze finish these weight bases have an overall height of 25" to the top of the finial. The "S" Cluster sockets have pull chains and can accommodate up to 60w bulbs. Perfect for Craftsman, Prairie or Roycroft style creations. Or design or fuse up your own pattern. Special padded mounting brackets inside the lamp frame replace the old style clips. Mounting hardware will accommodate glass from 1/8 to 3/16in thick. (Note, glass in illustrations is NOT included). Bases are completely wired. Just do minor assembly of mounting hardware and add your glass panels.

Set includes Lamp Base with "S" cluster, Frame with mounting bars and screws, Vase cap, Finial, pattern and instructions. **Order cat #6280**




Mini Bases

Mini Bases are cast white metal with a dark antique bronze finish which is lacquered to keep the finish intact. All hardware is antiqued as well. Mini Bases come with 4 1/2" harps, candelabra sockets and a line switch installed on the cord. All are manufactured with the same careful attention to detail as the standard bases.

MINI BASES			
CAT #	STYLE	CASTING HEIGHT	TOTAL HEIGHT
6451	Pompeii	6"	10 1/2"
6452	Lily	5"	9 1/2"
6453	Rose	5 1/2"	10"
6454	Gothic	5"	9 1/2"
6455	Belle	5 1/2"	10"
6456	Tiffany Tree	5"	9 1/2"
6457	Tall Lily	5 1/2"	10"
6458	Art Deco	5 1/2"	10"
6459	Fluted	5 1/2"	10"
6460	Classic	4 3/4"	9 1/4"
6461	Mission	5 3/4"	10 1/4"
6462	Prairie	5 3/4"	10 1/4"

All Mini Bases have a 4 1/2" harp and candelabra socket with line switch on cord.



LAMP HARDWARE

LAMP HARDWARE is available for the final assembly of your lamp. All hardware has been selected to be compatible with each other in size, threading and finish color. All finished hardware will go with the line of lamp bases.

Vase Caps

Choose from a wide selection of cast brass, spun brass vented or unvented, plated antiqued and lacquered caps and more to top off your lamp.

UNFINISHED BRASS VASE CAPS complete the top of your lamp. Can be tinned and patinated to match the finish of your lamp (try using Canfield's Solder Magic Action Tin #0678 to quickly and easily tin your vase caps). Available every quarter inch from 1" to 6" in:

- Plain (#6000 series), or
- Diamond Vented (#6500 series)



Unvented, Unfinished
(#6000-series)



Vented, Unfinished
(#6500-series)

MULTI-SIDED VASE CAPS allow you to neatly and professionally top off your lamp shade. Round vase caps don't look great on 4 sided shades, so there are square, hexagonal, octagonal, and 10 and 12 sided caps to properly finish your lamps. All but #6040 are vented to take the heat off your lamp.



#6051
6-Sided Cap



#6043
8-Sided Cap



#6045
10-Sided Cap



#6047
12-Sided Cap



#6040
1 3/4" Square Cap



#6041
2-7/8" Square Cap

PERFORATED BRASS CAPS (#6029-6035) let the heat out. Unfinished brass.



Perforated Cap
(#6029-6035)

UNFINISHED BRASS VASE CAPS		
DESCRIPTION	UNVENTED CAT #	VENTED CAT #
1" Vase Cap	6000	—
1 1/4" Vase Cap	6001	—
1 1/2" Vase Cap	6002	6502
1 3/4" Vase Cap	6003	6503
2" Vase Cap	6004	6504
2 1/4" Vase Cap	6005	6505
2 1/2" Vase Cap	6006	6506
2 3/4" Vase Cap	6007	6507
3" Vase Cap	6008	6508
3 1/4" Vase Cap	6009	6509
3 1/2" Vase Cap	6010	6510
3 3/4" Vase Cap	6011	6511
4" Vase Cap	6012	6512
4 1/4" Vase Cap	6013	6513
4 1/2" Vase Cap	6014	6514
4 3/4" Vase Cap	6015	6515
5" Vase Cap	6016	6516
5 1/4" Vase Cap	6017	6517
5 1/2" Vase Cap	6018	6518
5 3/4" Vase Cap	6019	6519
6" Vase Cap	6020	6520
MULTISIDED CAPS		
1 1/4" Square	6040	6040-V
2-7/8" Square	6041-UV	6041
3-1/8" Six Sided	—	6051
3-1/8" Eight Sided	—	6043
3-1/8" Ten Sided	—	6045
3-1/8" 12 Sided	—	6047

UNFINISHED PERFORATED BRASS VASE CAPS	
DESCRIPTION	CAT #
2" Perf Cap	6029
3" Perf Cap	6030
3 1/2" Perf Cap	6031
4" Perf Cap	6032
4 1/2" Perf Cap	6034
5" Perf Cap	6035

Cast Brass Heat Caps

CAST BRASS HEAT CAPS give your lamp a very antique finished appearance. These are similar to the heat caps used on original Tiffany and Handel lamps. They may be covered with solder and patinated to match your lamp.



#6060
3" Traditional Heat Cap



#6061
4" Traditional Heat Cap



#6062
5" Traditional Heat Cap

Miscellaneous Hardware

This section includes all the little odds and ends to hold your lamp together.

LOOPS AND FINIALS finish off the top of your lampshade.



LOCKNUTS AND LOCKWASHERS hold cross bars in place on threaded rod. Sold in bags of 10 or 100.



SHADE RISERS (bright brass finish) attach to the top of the harp to raise your shade if it sits too low.



South Beach Frame


The South Beach Frame is an innovative bracket designed by Handley Industries (a renowned lamp base manufacturer) that enables crafters to easily mount and illuminate their art glass on any wall. These are sturdy, attractive and professional in appearance and design. They work with fused, slumped or traditional stained glass and are a fraction of the cost of other wall mounting options.

Simply attach the metal frame to the wall using the acrylic mounting plate, snap in the pre-wired bulb socket and slide your glass panel down into the slot. That's it - your art glass wall sculpture is now professionally displayed.

FRAME KIT WITH MOUNTING HARDWARE include the South Beach Frame in the finish of your choice, plus the mounting kit with cord, plug and socket and inline switch. Simply screw the mounting bracket to the wall with supplied fasteners. Choose from:

- **Antique Brass Finish (#6604-ABR)**
- **Antique Copper Finish (#6604-ACP)**
- **Black Finish (#6604-BLK)**
- **Nickel Finish (#6604-NKL)**
- **Antique Pewter Finish (#6604-PWT)**

HELPFUL HINT: Your South Beach creation can be as simple as cutting a circle from your favorite glass ... Or get creative and fuse up a bright and fancy piece.



MOUNTING HARDWARE (#6600) includes everything you need to mount your South Beach Frame. Includes fasteners to mount on drywall. Will also fit standard electrical box. Bracket is in clear acrylic and cord set and inline switch are white.



ACRYLIC DISPLAY BASES are ideal for displaying finished South Beach fixtures. Stands are predrilled to accept the Mounting Kit. Simply attach the Mounting Kit with provided hardware, and set your South Beach fixture on the stand.

- **5 3/4 wide x 6 3/8 deep x 9 1/4 tall (#6590)**
- **11 wide x 5 3/4 deep x 9 1/4 tall (#6591)**



10/17/2019

BUSHINGS (#6113) AND BARREL COUPLINGS (#6114) - Bushings have 1/4x25 inside thread, 1/8" IP thread on outside. Couplings are 1/8" IP thread inside. Use bushing on threaded stud on harps to fit finials. Use couplings to splice two lengths of threaded rod together, or use one coupling with one bushing to let you connect a threaded rod to the threaded stud on a harp. Both are sold individually.



#6114
Barrel
Coupling



#6113
Reducing
Bushing

THREADED ROD (NIPPLES) holds the insides of your lamp together. 3/8" outside diameter, also known as 1/8" I.P. threads.



THREADED RODS (NIPPLES)

6100	5/8" Nipple
6101	1" Nipple
6102	1-1/2" Nipple
6103	2" Nipple
6104	2-1/2" Nipple
6105	3" Nipple
6106	4" Nipple
6107	5" Nipple
6108	6" Nipple
6109	3/6" Nipple

CROSS BARS are used to span the aperture at the top of the lamp. Steel cross bars have threaded center hole for 1/8" IP pipe, spiders are not threaded but will slip 1/8" IP pipe. Solid cross bars are cut to length and solder easily. Centered hole will slip 1/8" IP pipe (3/8" diameter). Can be trimmed with hacksaw or heavy shears if needed to fit inside corners of lamps.



#6115
4" Steel Cross Bar



#6116
6" Steel Cross Bar



Brass Cross Bar
(#6200-6208)

CROSS BARS

DESCRIPTION	CAT #
STEEL CROSS BARS	
4" Steel	6115
6" Steel	6116
BRASS CROSS BARS	
2" Brass	6200
2-1/2" Brass	6201
3" Brass	6202
3-1/2" Brass	6203
4" Brass	6204
4-1/2" Brass	6205
5" Brass	6206
5-1/2" Brass	6207
6" Brass	6208

SPIDERS are used to span the aperture at the top of the lamp.

- **3 WAY STEEL SPIDER (#6117)** use on 6, 9 or 12 sided lamps. Spider legs are approximately 4" long from center spindle.
- **4 WAY BRASS SPIDER (#6118-B)** use on 4, 8 or 12 sided lamps. Spider legs are approximately 4" long from center spindle.
- **4 WAY BRASS SPIDER (#6119-B)** use on 4, 8 or 12 sided lamps. Spider legs are approximately 6" long from center spindle.



#6117
3-Way Spider



#6118
4-Way Spider

HARPS hold your shade over the light bulb on table lamps. Several sizes are available to meet your needs. Two finishes: Bright Brass and Antique Brass.

DESCRIPTION	HARPS AND RISERS	
	BRT BRASS CAT #	ANT BRASS CAT #
4" Harp	6120	61200
6" Harp	6121	61210
7" Harp	6122	61220
7-1/2" Harp	6123	61230
8" Harp	6124	61240



Hanging Materials

Swag hooks, wire and chain and all the items that you need to hang your shades.

SWAG KIT (#6148) contains everything you need to mount your shade as a swag fixture: 15' wire, 12' chain, plug, inline switch, and two swag hooks.




CANOPY KIT (#6149) is antique brass and features a "one person" mounting. No struggling with heavy shades while trying to line up tiny screws.

SWAG HOOKS (#6147) will hold 15 lbs, and are antique brass finished metal.

LAMP HANGING CHAIN is sold by the foot or in 100' lengths, has 1" links. Available in antique brass or black.

DESCRIPTION	LAMP CHAIN	
	BY THE FOOT	100 FT
Antique Brass	6130	61301
Black	6131	61311



LAMP CORD and CORD SETS are clear gold tone, 18 gauge.

LAMP CORD	
DESCRIPTION	CAT #
10' Gold Cord	6141
20' Gold Cord	6142
250' Gold Cord	6143
8' Gold Cord W/ Plug	6144



BROWN PLUGS (#6146)



IN-LINE SWITCH (#6145)



Sockets & Clusters

Porcelain Sockets (#6150) and Candelabra Sockets (#6155) are "keyless" (they don't turn on and off). The rest turn on and off at the socket, and #6150 uses 3-way bulbs. All sockets except #6150 (white porcelain finish) are available in standard bright brass (BB) and antique brass (AB). #6155, Candelabra Socket, has cardboard sleeve but an antique brass sleeve (#61551) is available separately.



CLUSTERS are the safest way to attach a large shade to your base. Replace old hardware on antique bases with these sturdy clusters. 7½" Clusters include stem and are completely wired with two pull chain sockets and plug. Antique Brass and Bright Brass finishes are available for cluster sets. Two styles are available:

- 2-LITE ASSEMBLY (#61600) and
- 2-LITE "S" CLUSTER (#6162 & 61620) are useful with the Prairie-style lamps for full light exposure across the entire shade.

FIVE LIGHT CLUSTERS WITH DOWN LIGHT for hanging lamps feature five candelabra sockets arranged around a downward facing socket and cup for an R-30 spot light. 7½" height.

- BRIGHT BRASS (#6165) or
- ANTIQUE BRASS (#61650)



#61600 - Antique Brass 2-Lite Cluster



#61620 - Brt Brass "S" Cluster
(#61620 - Ant Brass also available)

SOCKETS AND CLUSTERS		
DESCRIPTION	BRT BRASS CATALOG #	ANT BRASS CATALOG #
SOCKETS		
Porcelain Socket	White Only	#6150
Push-thru Socket	6151	61510
Pull Chain Socket	6152	61520
3-way Socket	6153	61530
Candelabra Socket	Cardboard Sleeve	#6155
Candelabra Socket	—	61550
CLUSTERS		
2-lite Cluster	—	61600
2-lite "S" Cluster	6162	61620
5-lite Cluster	6165	61650



#6165 - Brt Brass 5-Lite Cluster
(#61650 - Ant Brass also available)

Fitters

ANTIQUÉ BRASS FINISH FITTERS Globes do not include fitter. Fitters slip over threaded rod (hold in place with lock nuts).



#6177
2 ¼" Fitter
(wall sconce & gooseneck lamps)



#6178
3 ½" Fitter
(for 6 and 7" globes)

#6179
4" Fitter
(for 8" globes)

FITTER RINGS solder to the top rim of your foil or leaded shade for attachment to fixtures with fitters. Especially useful for gooseneck lampshades or for adding lights to ceiling fans. Raw brass finish.

- 2¼" Fitter Ring (#6180)
- 3½" Fitter Ring (#6181)
- 4" Fitter Ring (#6182)



Replacement Bulbs

Here are the bulbs you need for the specialized lighting called for in stained glass.

4 WATT NITE LITE BULBS (#6497) are clear bulbs with a candelabra base.



TEAR DROP CANDELABRA BULBS are used with fan lamps. Their elongated shape are ideal for that use. Available as:

- 25 watt Frosted (#6488)
- 25 watt Clear (#6489)
- 40 watt Frosted (#6493)
- 40 watt Clear (#6494)



ROUND CANDELABRA BULBS (#6498) are 40 frosted bulbs, very suitable for use in Mini Bases or other applications using 4" harps.



APPLIANCE BULBS (#6496) are 40 watt frosted standard base bulbs which fit under 6" harps. You don't need to disassemble the harp to change the bulb!

